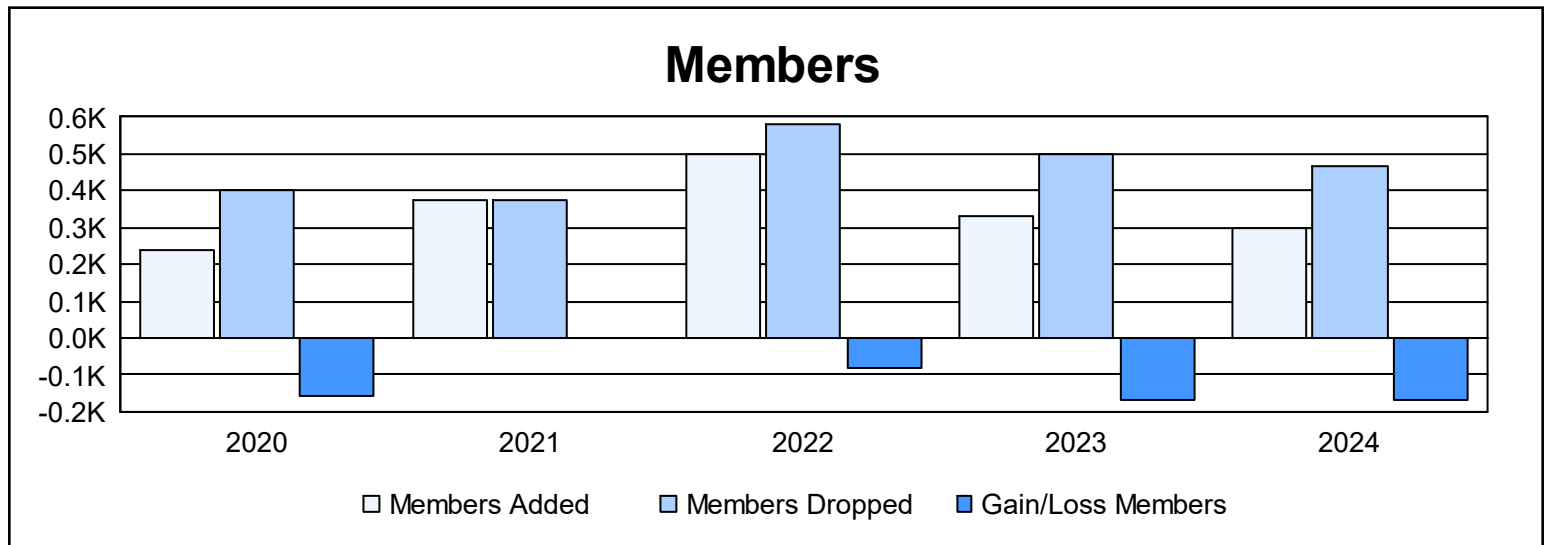
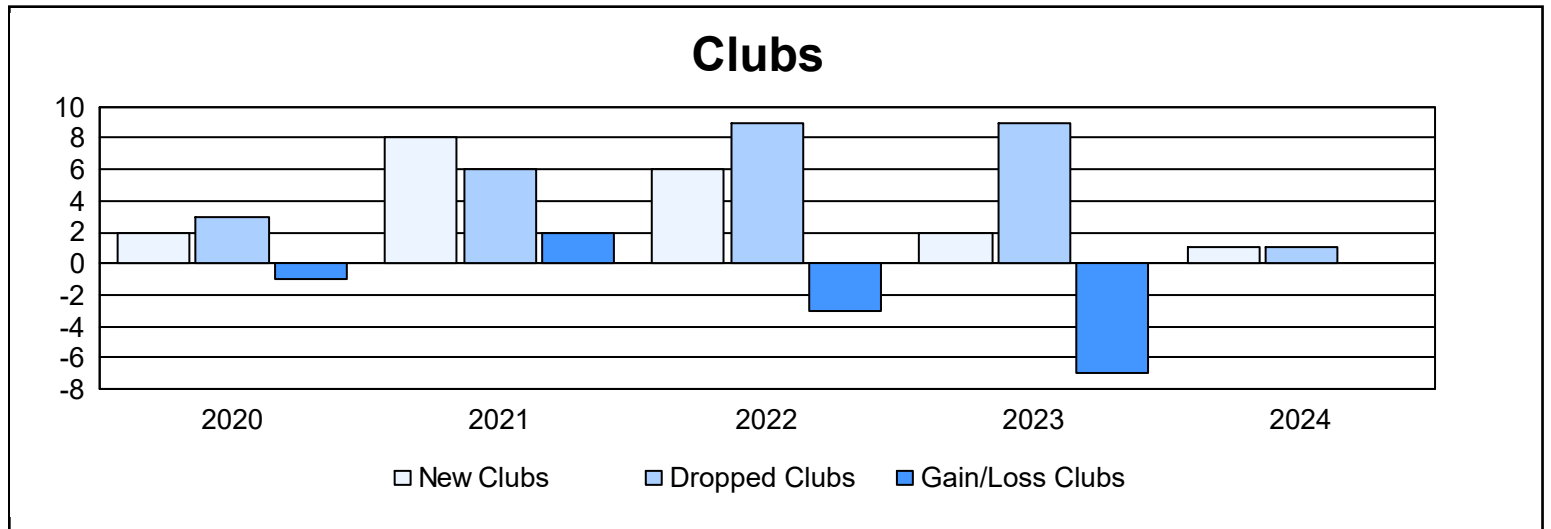
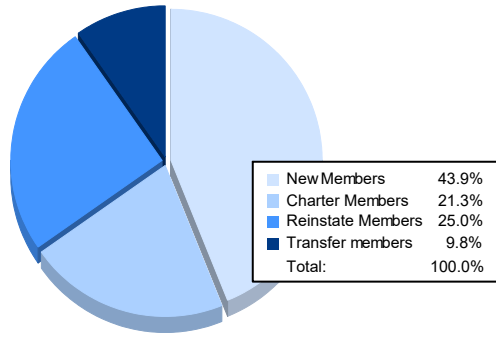


Year	New Clubs	Dropped Clubs	Gain/ Loss Clubs	New Members	Charter Members	Reinstate Members	Transfer Members	Total Member Added	Total Members Dropped	Gain/ Loss Members
2019-2020	2	3	-1	131	77	18	14	240	399	-159
2020-2021	8	6	2	132	225	12	8	377	376	1
2021-2022	6	9	-3	233	236	20	12	501	582	-81
2022-2023	2	9	-7	196	72	40	24	332	500	-168
2023-2024	1	1	0	130	63	74	29	296	467	-171
<b>Average</b>	<b>4</b>	<b>6</b>	<b>-2</b>	<b>164</b>	<b>135</b>	<b>33</b>	<b>17</b>	<b>349</b>	<b>465</b>	<b>-116</b>



### Membership Composition June 2024 Cumulative



### Gender Composition June 2024 Cumulative

