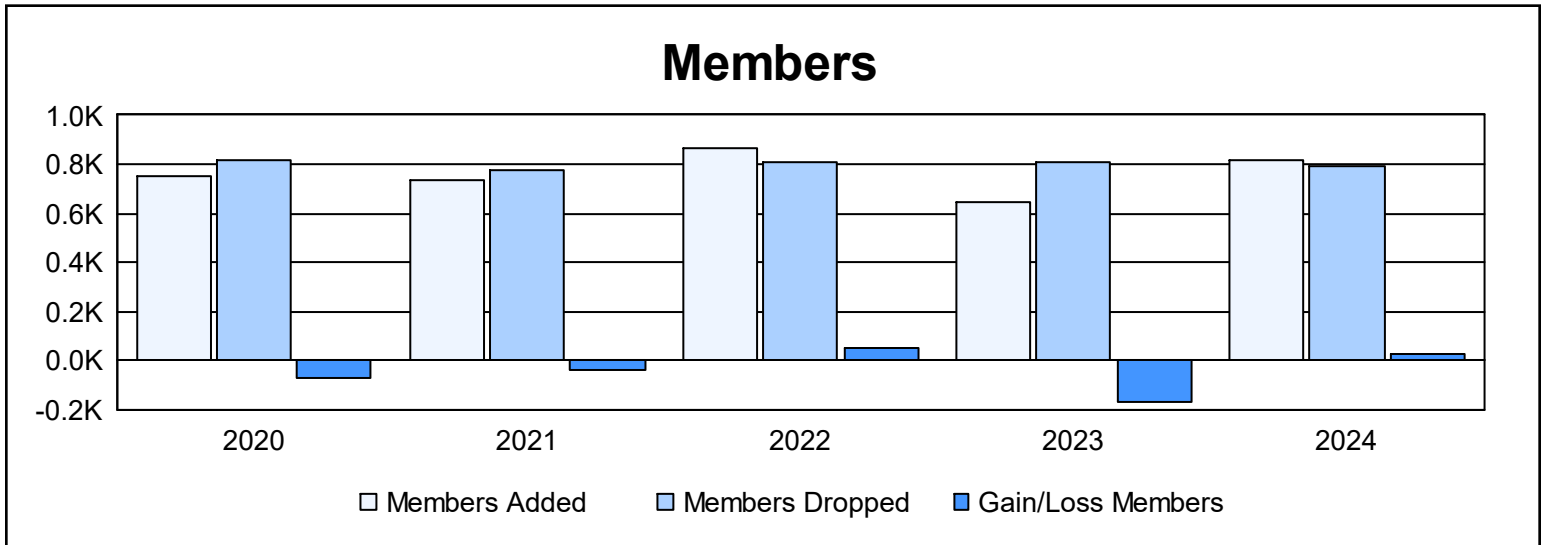
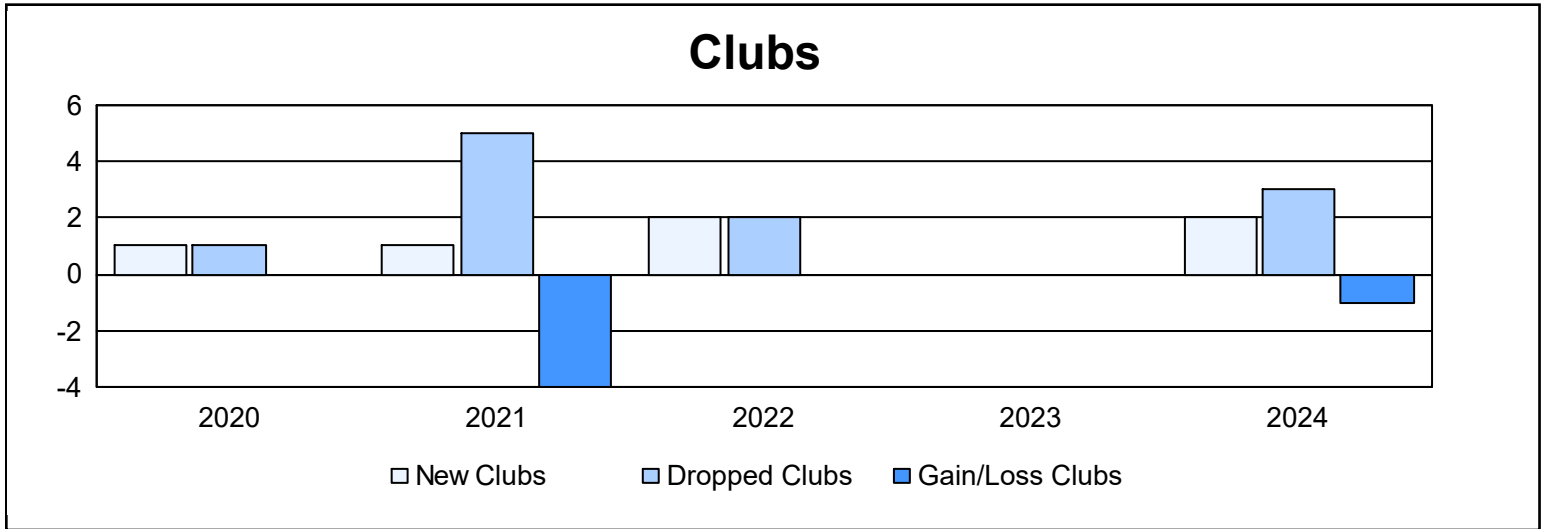
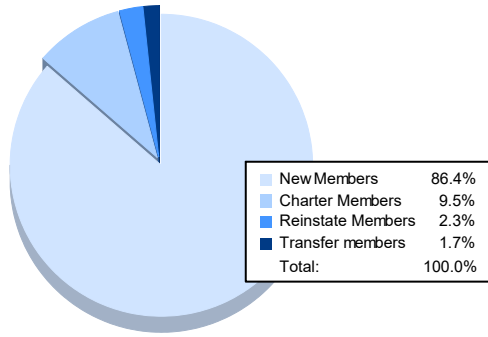


Year	New Clubs	Dropped Clubs	Gain/ Loss Clubs	New Members	Charter Members	Reinstate Members	Transfer Members	Total Member Added	Total Members Dropped	Gain/ Loss Members
2019-2020	1	1	0	678	35	26	10	749	819	-70
2020-2021	1	5	-4	656	40	28	11	735	775	-40
2021-2022	2	2	0	738	104	13	9	864	809	55
2022-2023	0	0	0	596	3	25	18	642	810	-168
2023-2024	2	3	-1	708	78	19	14	819	789	30
<b>Average</b>	<b>1</b>	<b>2</b>	<b>-1</b>	<b>675</b>	<b>52</b>	<b>22</b>	<b>12</b>	<b>762</b>	<b>800</b>	<b>-39</b>



### Membership Composition June 2024 Cumulative



### Gender Composition June 2024 Cumulative

