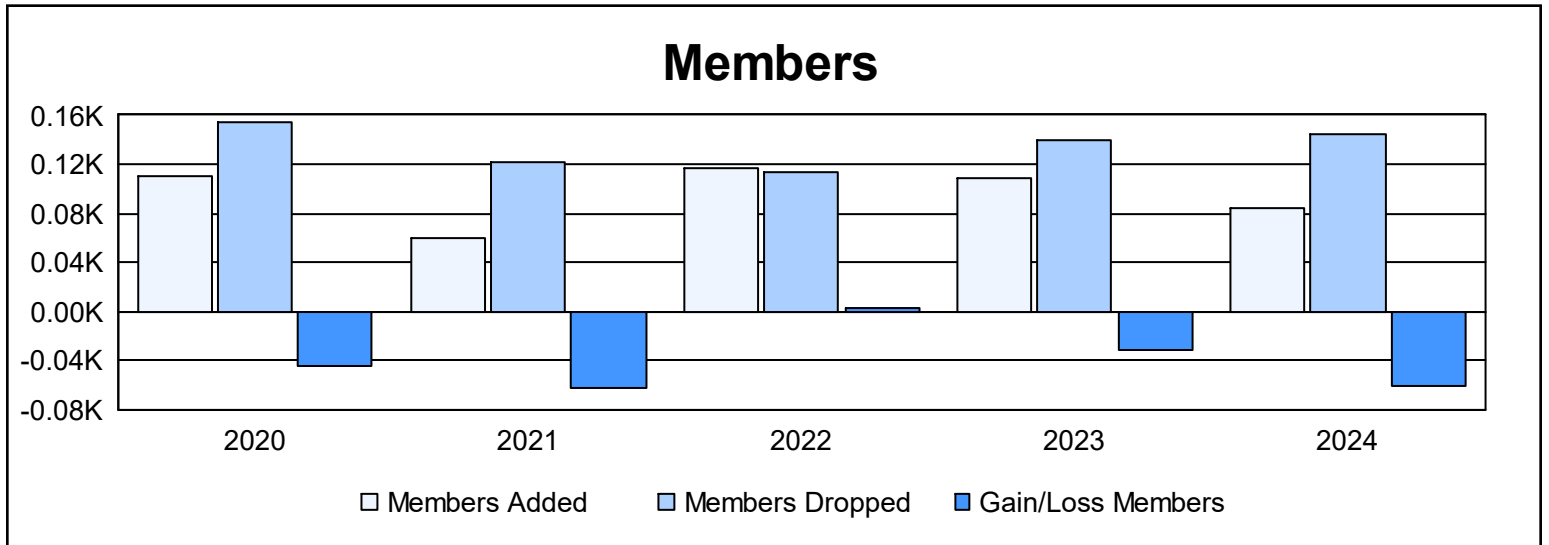
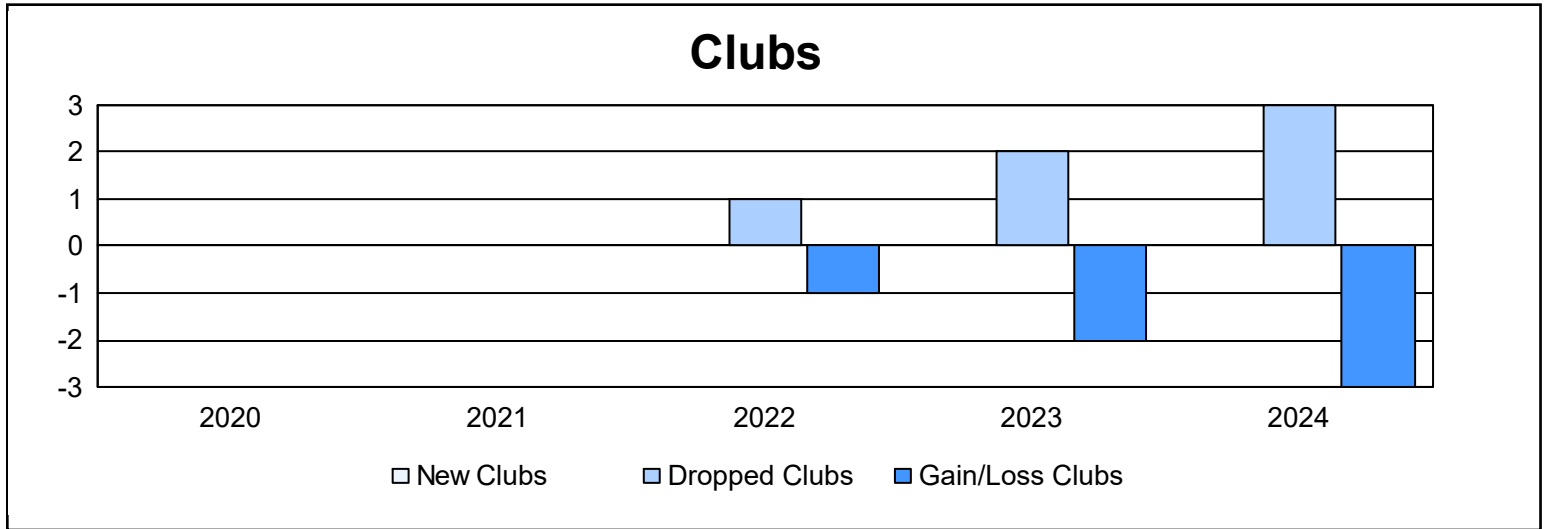
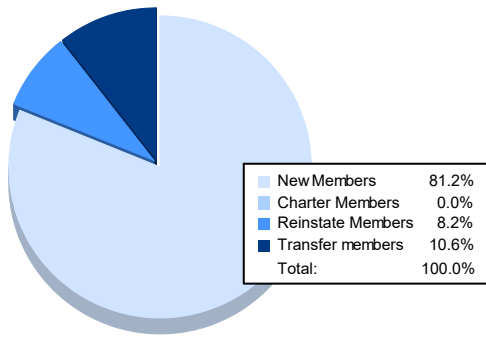


Year	New Clubs	Dropped Clubs	Gain/ Loss Clubs	New Members	Charter Members	Reinstate Members	Transfer Members	Total Member Added	Total Members Dropped	Gain/ Loss Members
2019-2020	0	0	0	83	0	28	0	111	155	-44
2020-2021	0	0	0	41	0	18	0	59	121	-62
2021-2022	0	1	-1	103	0	10	3	116	113	3
2022-2023	0	2	-2	89	1	18	0	108	139	-31
2023-2024	0	3	-3	69	0	7	9	85	145	-60
<b>Average</b>	<b>0</b>	<b>1</b>	<b>-1</b>	<b>77</b>	<b>0</b>	<b>16</b>	<b>2</b>	<b>96</b>	<b>135</b>	<b>-39</b>



### Membership Composition June 2024 Cumulative



### Gender Composition June 2024 Cumulative

