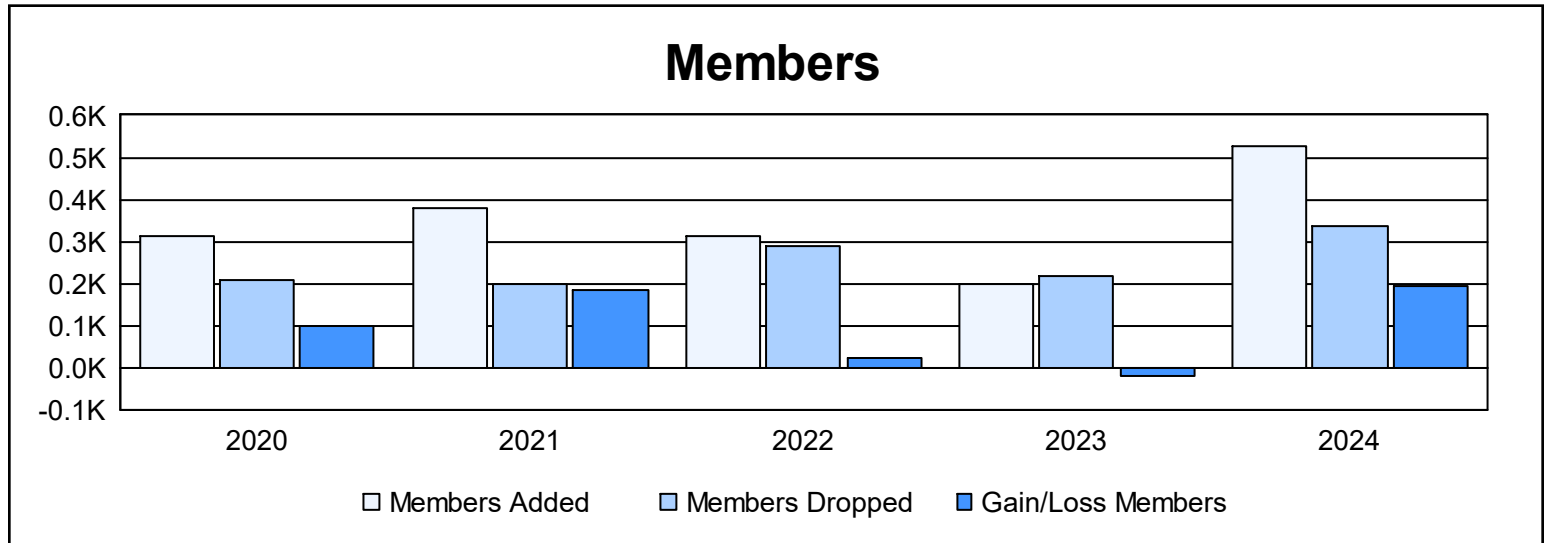
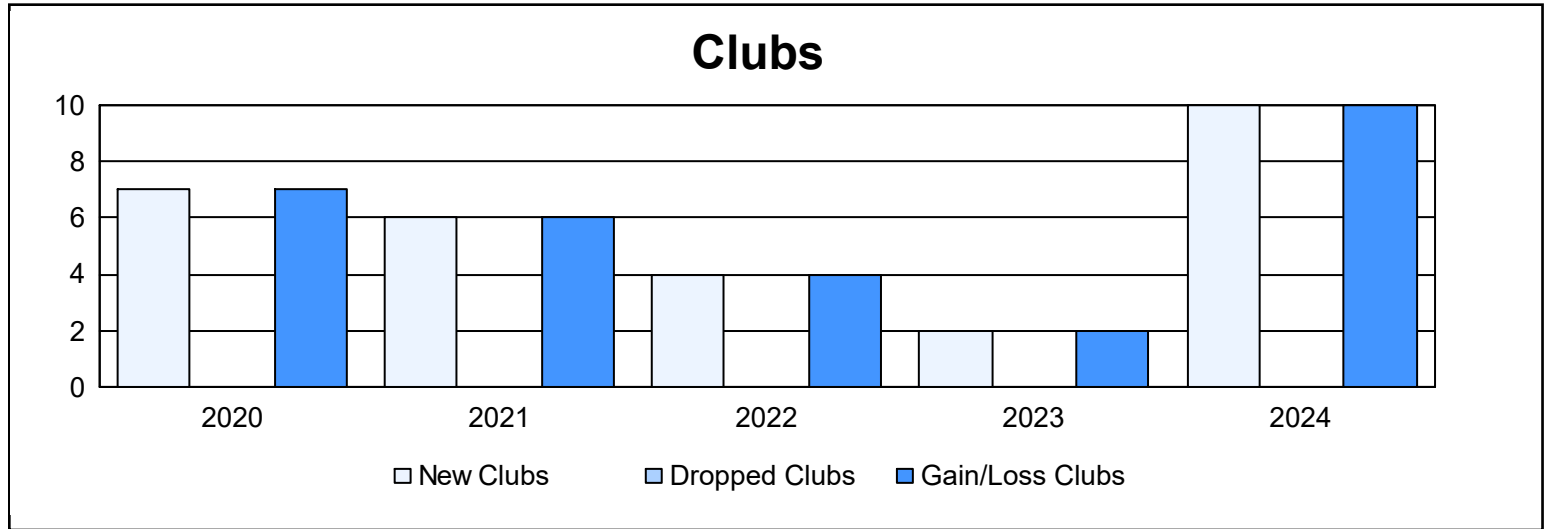
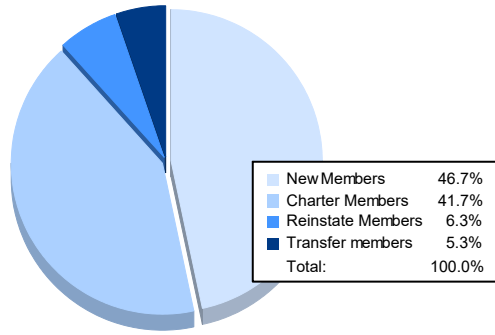


Year	New Clubs	Dropped Clubs	Gain/ Loss Clubs	New Members	Charter Members	Reinstate Members	Transfer Members	Total Member Added	Total Members Dropped	Gain/ Loss Members
2019-2020	7	0	7	122	175	13	1	311	210	101
2020-2021	6	0	6	232	133	6	10	381	197	184
2021-2022	4	0	4	206	87	14	5	312	288	24
2022-2023	2	0	2	125	62	9	3	199	217	-18
2023-2024	10	0	10	246	220	33	28	527	335	192
<b>Average</b>	<b>6</b>	<b>0</b>	<b>6</b>	<b>186</b>	<b>135</b>	<b>15</b>	<b>9</b>	<b>346</b>	<b>249</b>	<b>97</b>



### Membership Composition June 2024 Cumulative



### Gender Composition June 2024 Cumulative

