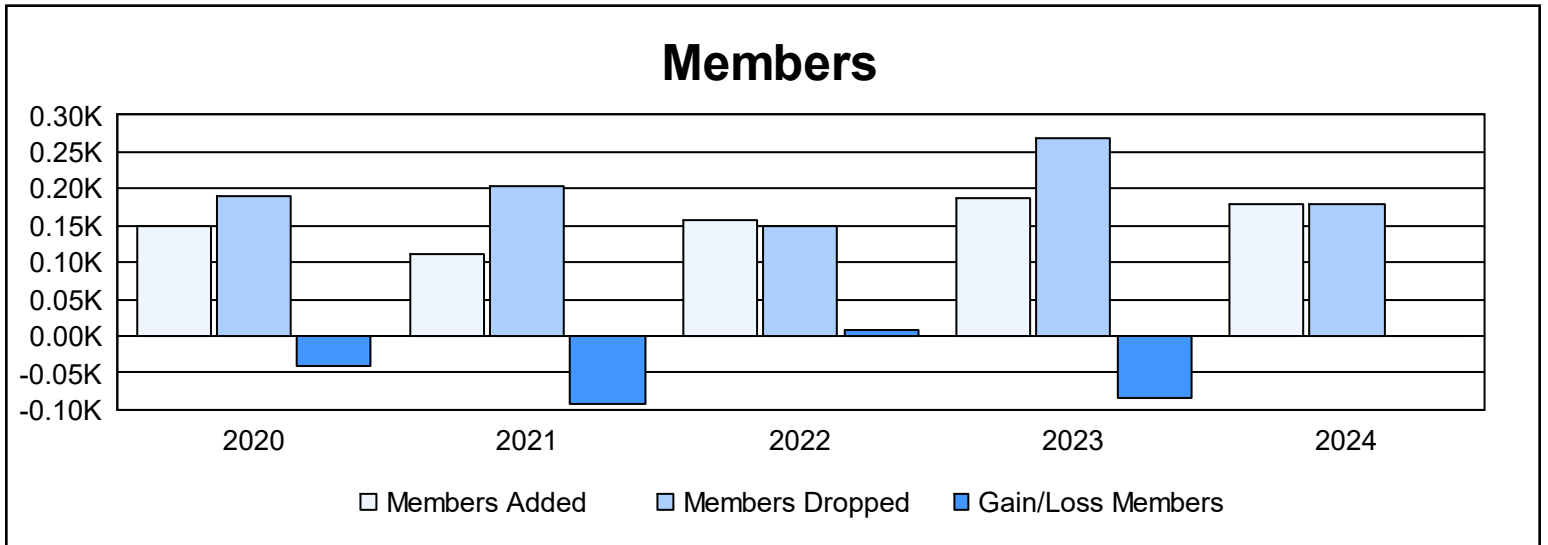
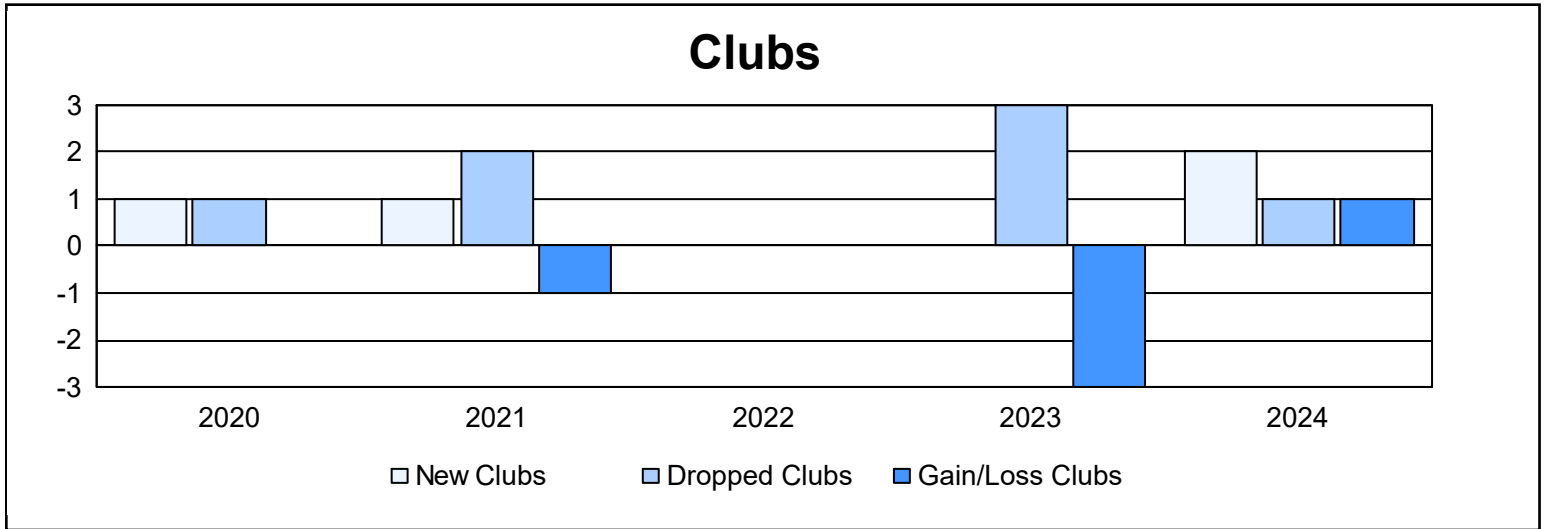
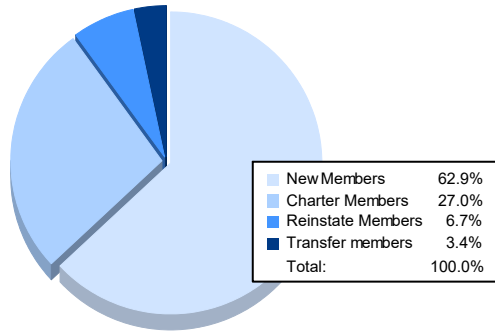


Year	New Clubs	Dropped Clubs	Gain/ Loss Clubs	New Members	Charter Members	Reinstate Members	Transfer Members	Total Member Added	Total Members Dropped	Gain/ Loss Members
2019-2020	1	1	0	111	28	2	9	150	191	-41
2020-2021	1	2	-1	59	39	4	10	112	203	-91
2021-2022	0	0	0	143	0	7	7	157	148	9
2022-2023	0	3	-3	148	8	17	14	187	270	-83
2023-2024	2	1	1	112	48	12	6	178	179	-1
<b>Average</b>	<b>1</b>	<b>1</b>	<b>-1</b>	<b>115</b>	<b>25</b>	<b>8</b>	<b>9</b>	<b>157</b>	<b>198</b>	<b>-41</b>



### Membership Composition June 2024 Cumulative



### Gender Composition June 2024 Cumulative

