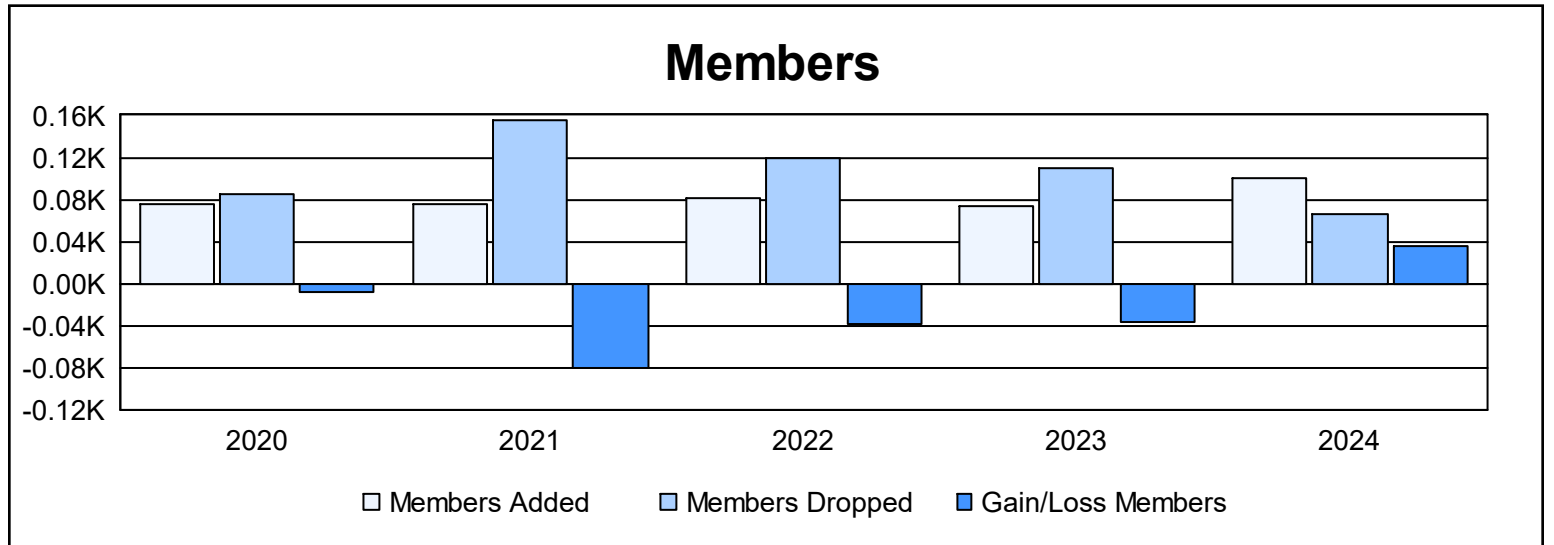
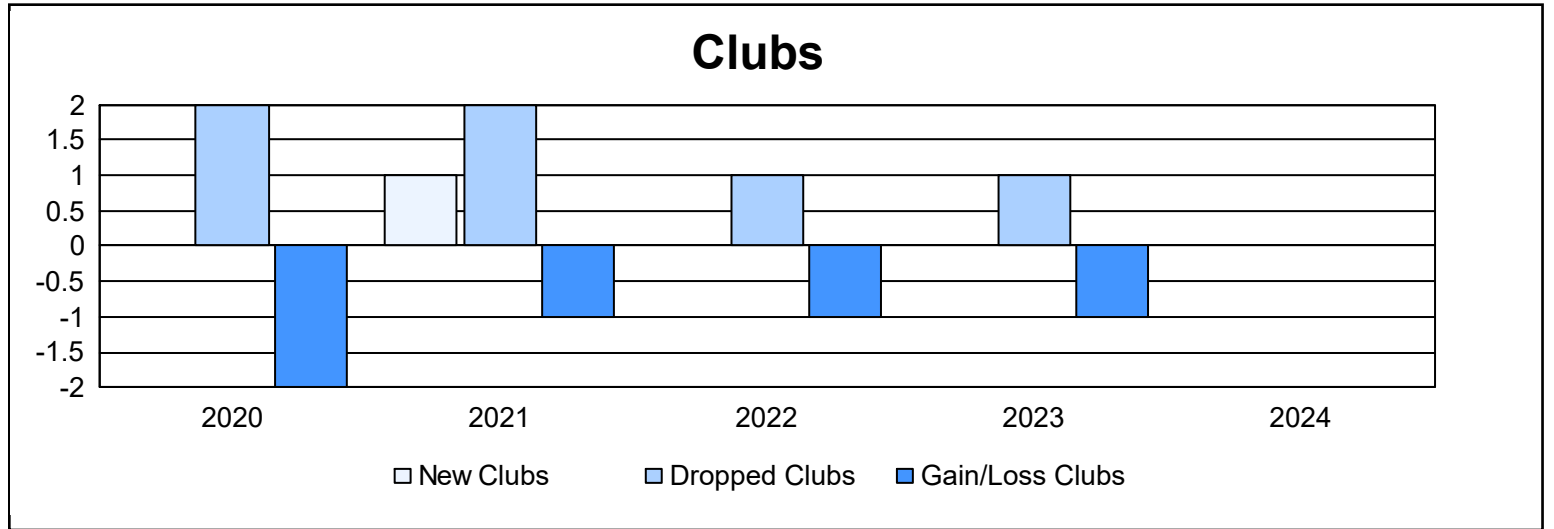
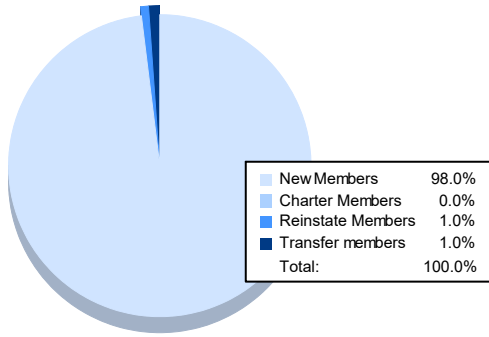


Year	New Clubs	Dropped Clubs	Gain/ Loss Clubs	New Members	Charter Members	Reinstate Members	Transfer Members	Total Member Added	Total Members Dropped	Gain/ Loss Members
2019-2020	0	2	-2	68	2	2	4	76	85	-9
2020-2021	1	2	-1	45	25	3	2	75	156	-81
2021-2022	0	1	-1	72	1	7	2	82	120	-38
2022-2023	0	1	-1	65	0	5	4	74	110	-36
2023-2024	0	0	0	98	0	1	1	100	65	35
<b>Average</b>	<b>0</b>	<b>1</b>	<b>-1</b>	<b>70</b>	<b>6</b>	<b>4</b>	<b>3</b>	<b>81</b>	<b>107</b>	<b>-26</b>



### Membership Composition June 2024 Cumulative



### Gender Composition June 2024 Cumulative

