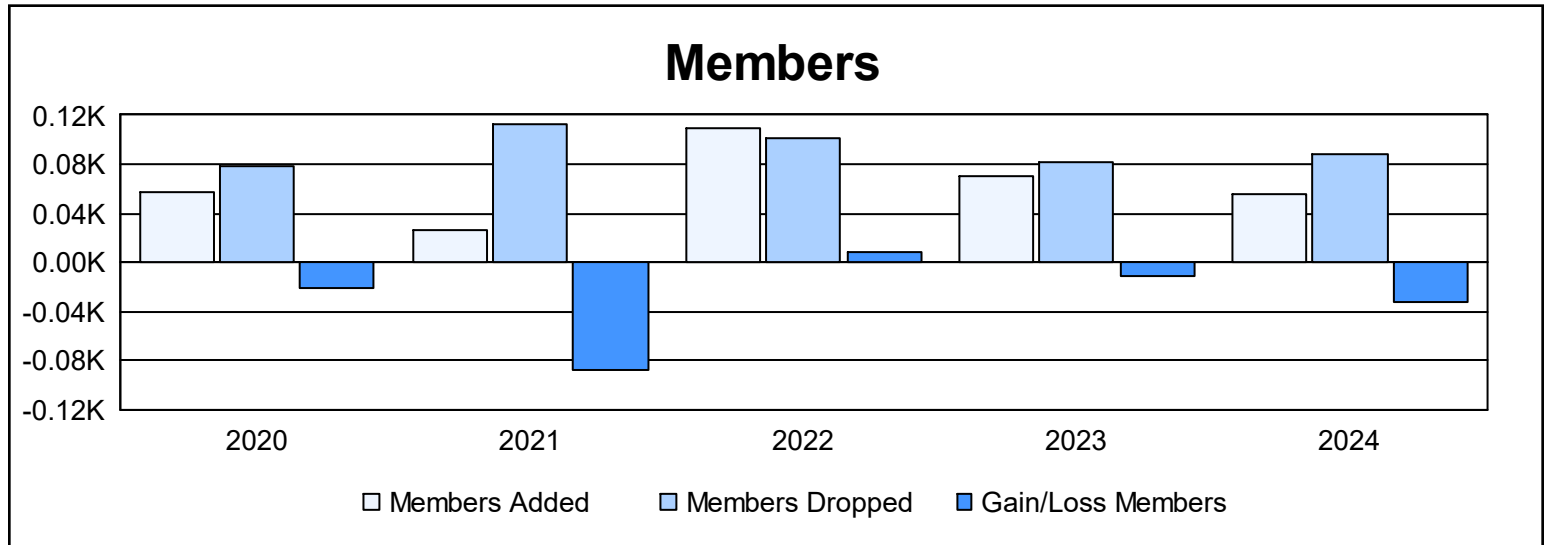
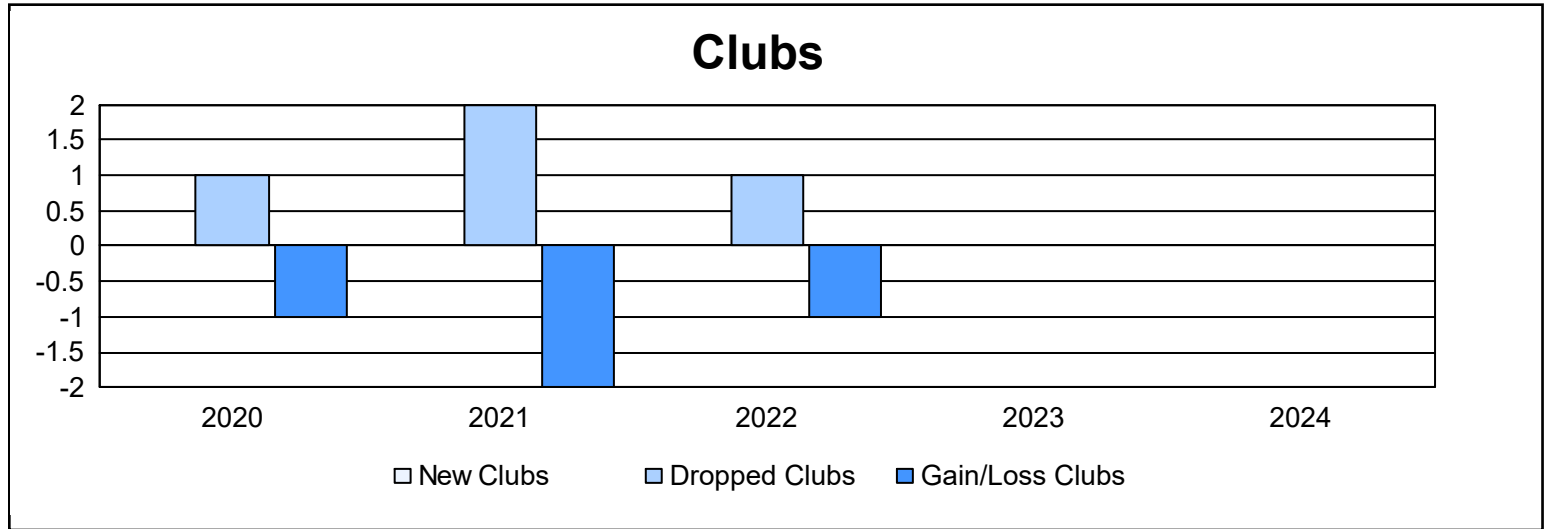
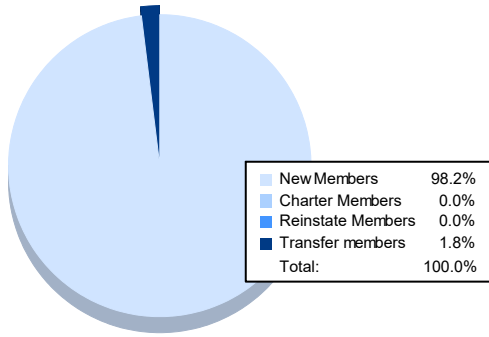


Year	New Clubs	Dropped Clubs	Gain/ Loss Clubs	New Members	Charter Members	Reinstate Members	Transfer Members	Total Member Added	Total Members Dropped	Gain/ Loss Members
2019-2020	0	1	-1	52	0	3	3	58	79	-21
2020-2021	0	2	-2	24	0	1	1	26	113	-87
2021-2022	0	1	-1	97	3	6	4	110	101	9
2022-2023	0	0	0	66	2	3	0	71	82	-11
2023-2024	0	0	0	54	0	0	1	55	88	-33
<b>Average</b>	<b>0</b>	<b>1</b>	<b>-1</b>	<b>59</b>	<b>1</b>	<b>3</b>	<b>2</b>	<b>64</b>	<b>93</b>	<b>-29</b>



### Membership Composition June 2024 Cumulative



### Gender Composition June 2024 Cumulative

