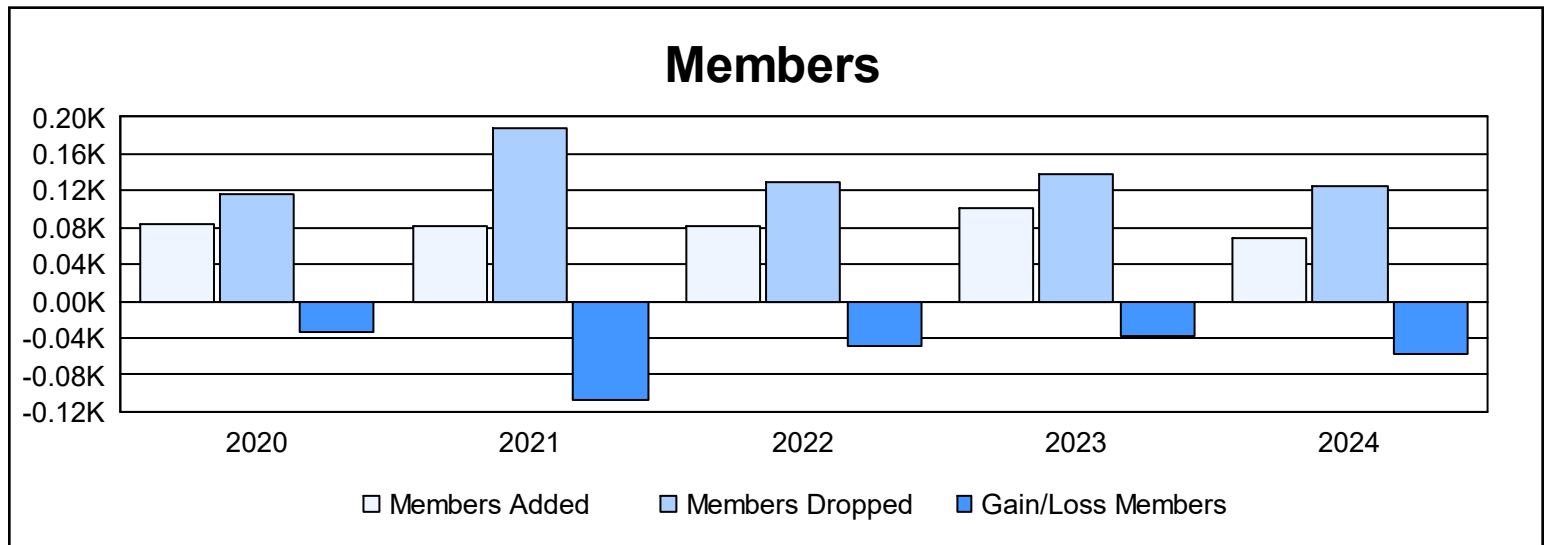
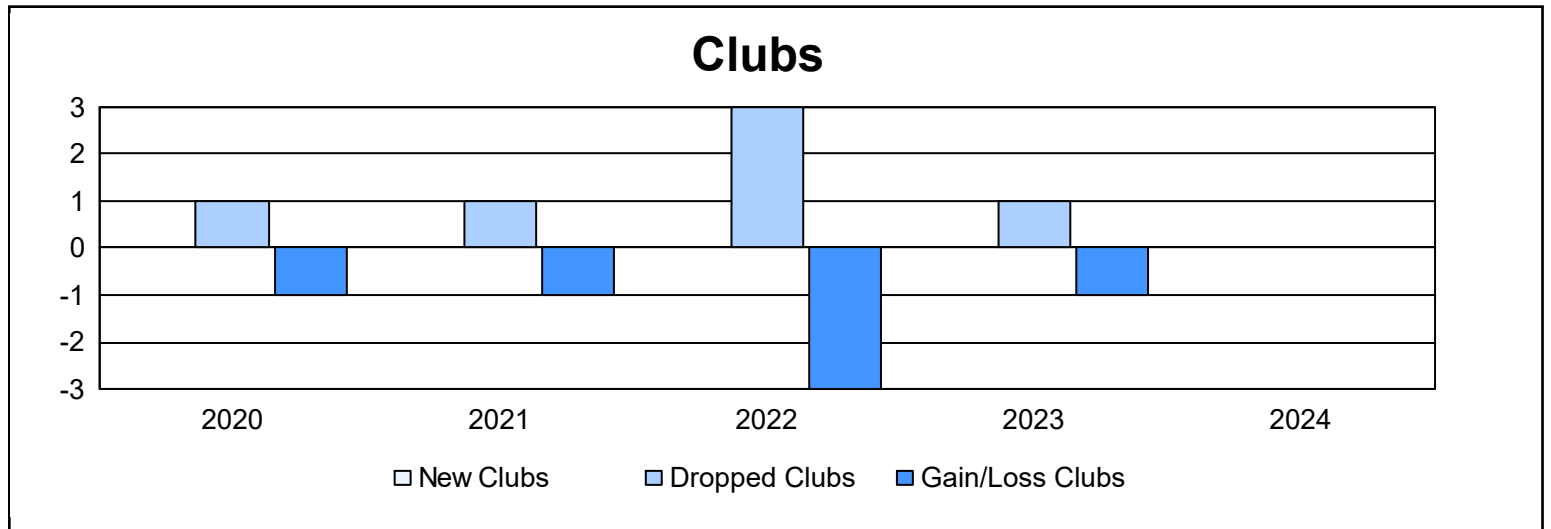
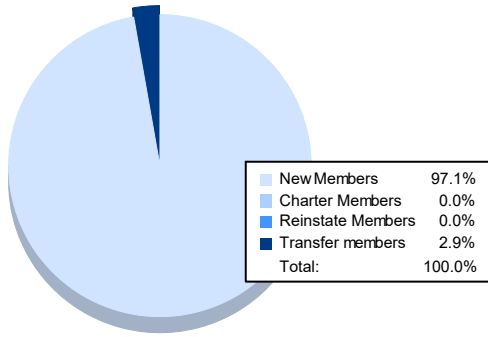


| Year | New Clubs | Dropped Clubs | Gain/ Loss Clubs | New Members | Charter Members | Reinstate Members | Transfer Members | Total Member Added | Total Members Dropped | Gain/ Loss Members |
|----------------|-----------|---------------|------------------|-------------|-----------------|-------------------|------------------|--------------------|-----------------------|--------------------|
| 2019-2020 | 0 | 1 | -1 | 80 | 0 | 1 | 2 | 83 | 117 | -34 |
| 2020-2021 | 0 | 1 | -1 | 75 | 0 | 2 | 4 | 81 | 188 | -107 |
| 2021-2022 | 0 | 3 | -3 | 75 | 0 | 4 | 3 | 82 | 130 | -48 |
| 2022-2023 | 0 | 1 | -1 | 98 | 0 | 1 | 2 | 101 | 138 | -37 |
| 2023-2024 | 0 | 0 | 0 | 67 | 0 | 0 | 2 | 69 | 126 | -57 |
| Average | 0 | 1 | -1 | 79 | 0 | 2 | 3 | 83 | 140 | -57 |



Membership Composition June 2024 Cumulative



Gender Composition June 2024 Cumulative

