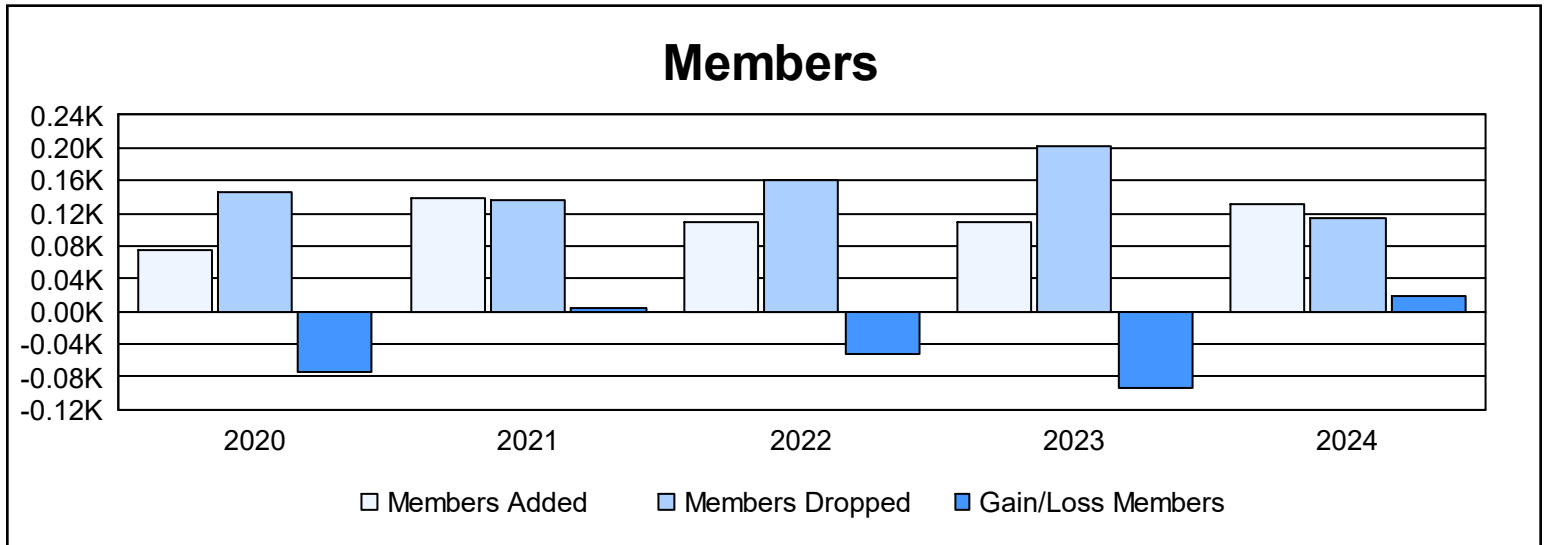
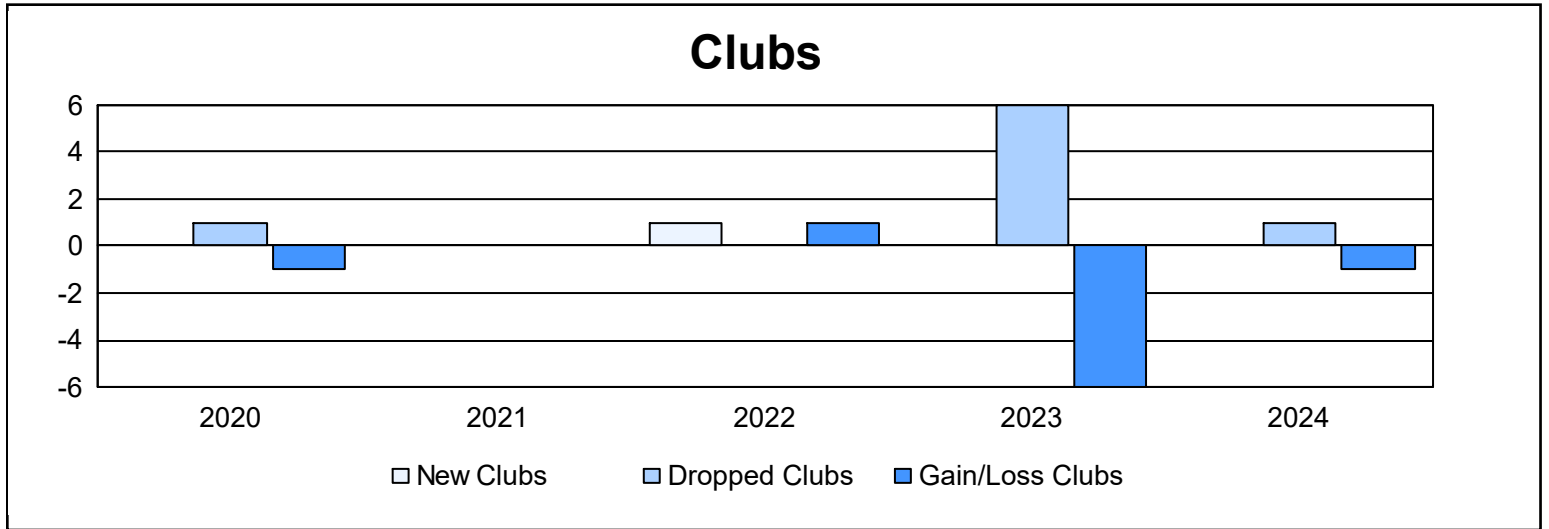
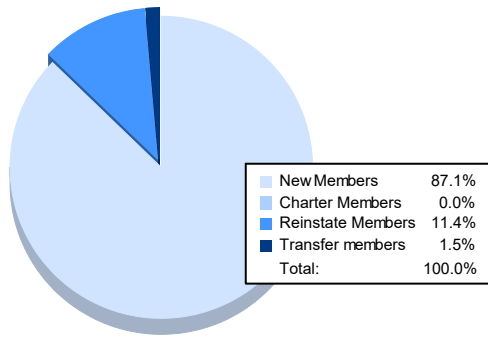


| Year | New Clubs | Dropped Clubs | Gain/ Loss Clubs | New Members | Charter Members | Reinstate Members | Transfer Members | Total Member Added | Total Members Dropped | Gain/ Loss Members |
|----------------|-----------|---------------|------------------|-------------|-----------------|-------------------|------------------|--------------------|-----------------------|--------------------|
| 2019-2020 | 0 | 1 | -1 | 67 | 3 | 4 | 0 | 74 | 147 | -73 |
| 2020-2021 | 0 | 0 | 0 | 104 | 0 | 33 | 1 | 138 | 135 | 3 |
| 2021-2022 | 1 | 0 | 1 | 84 | 21 | 1 | 3 | 109 | 161 | -52 |
| 2022-2023 | 0 | 6 | -6 | 99 | 0 | 3 | 7 | 109 | 203 | -94 |
| 2023-2024 | 0 | 1 | -1 | 115 | 0 | 15 | 2 | 132 | 114 | 18 |
| Average | 0 | 2 | -1 | 94 | 5 | 11 | 3 | 112 | 152 | -40 |



Membership Composition June 2024 Cumulative



Gender Composition June 2024 Cumulative

