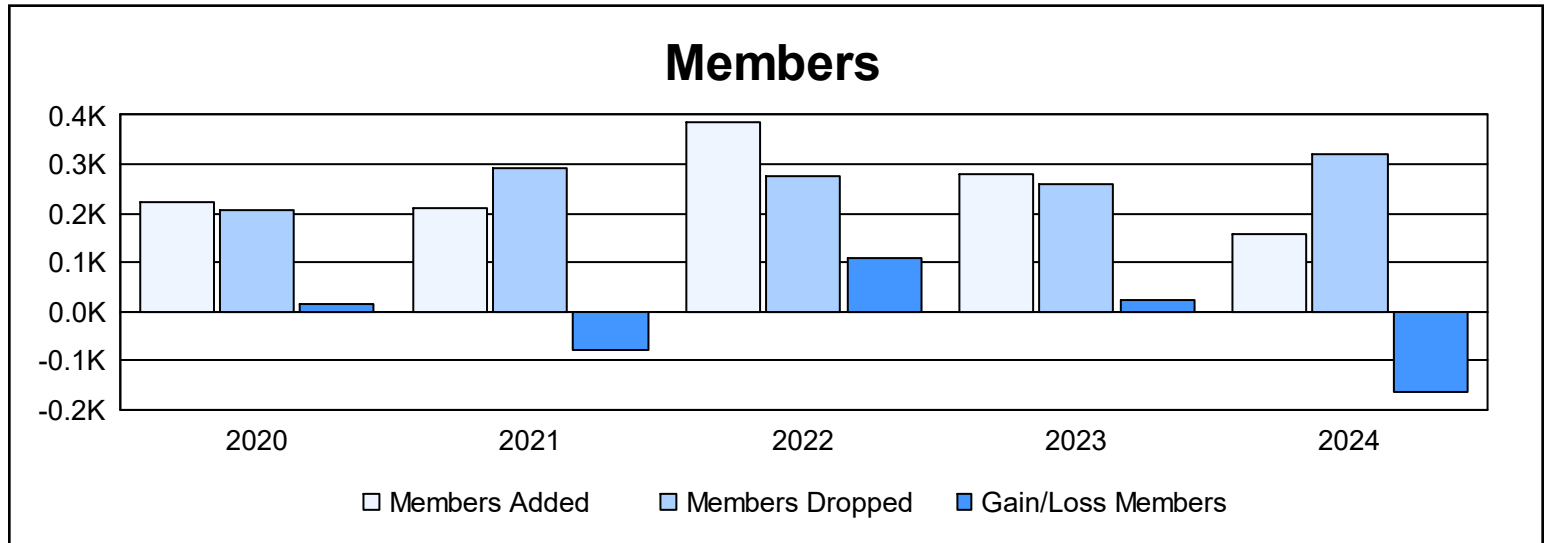
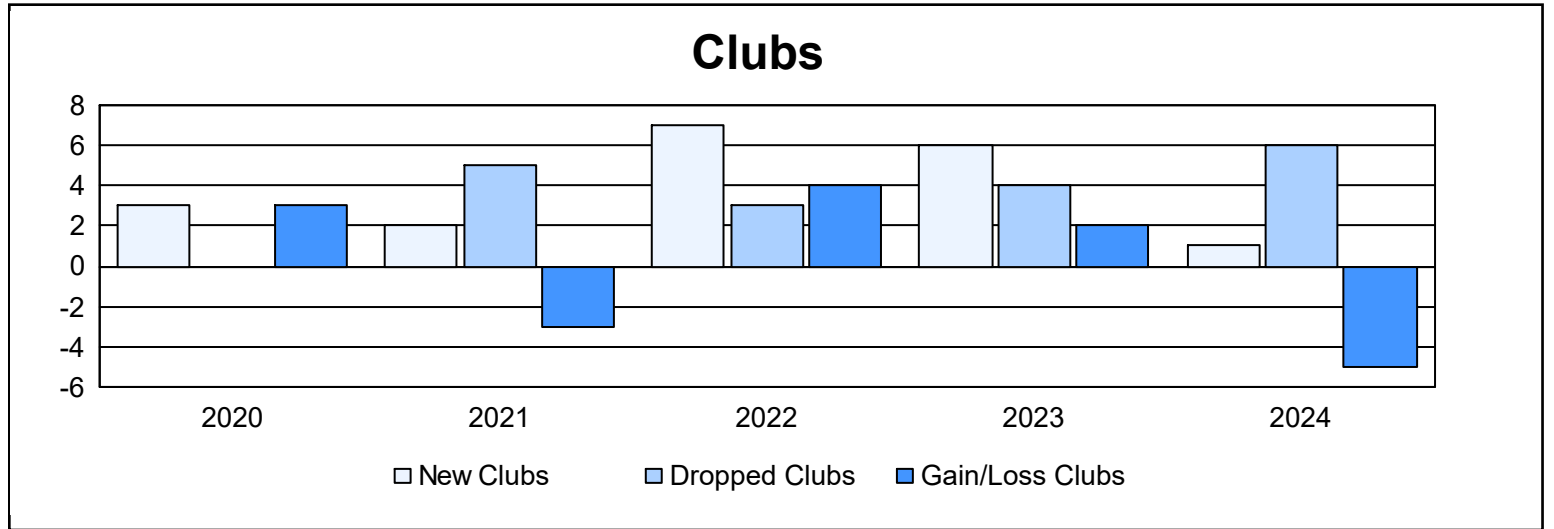
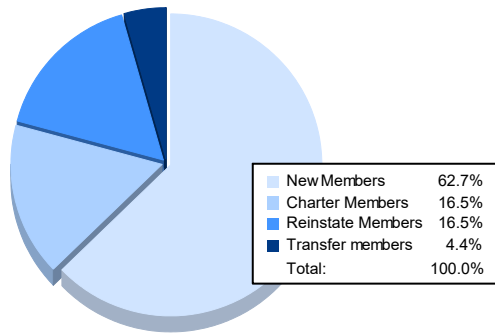


| Year | New Clubs | Dropped Clubs | Gain/ Loss Clubs | New Members | Charter Members | Reinstate Members | Transfer Members | Total Member Added | Total Members Dropped | Gain/ Loss Members |
|----------------|-----------|---------------|------------------|-------------|-----------------|-------------------|------------------|--------------------|-----------------------|--------------------|
| 2019-2020 | 3 | 0 | 3 | 122 | 87 | 9 | 5 | 223 | 207 | 16 |
| 2020-2021 | 2 | 5 | -3 | 152 | 44 | 10 | 6 | 212 | 290 | -78 |
| 2021-2022 | 7 | 3 | 4 | 195 | 171 | 6 | 12 | 384 | 277 | 107 |
| 2022-2023 | 6 | 4 | 2 | 93 | 155 | 18 | 14 | 280 | 258 | 22 |
| 2023-2024 | 1 | 6 | -5 | 99 | 26 | 26 | 7 | 158 | 322 | -164 |
| Average | 4 | 4 | 0 | 132 | 97 | 14 | 9 | 251 | 271 | -19 |



Membership Composition June 2024 Cumulative



Gender Composition June 2024 Cumulative

