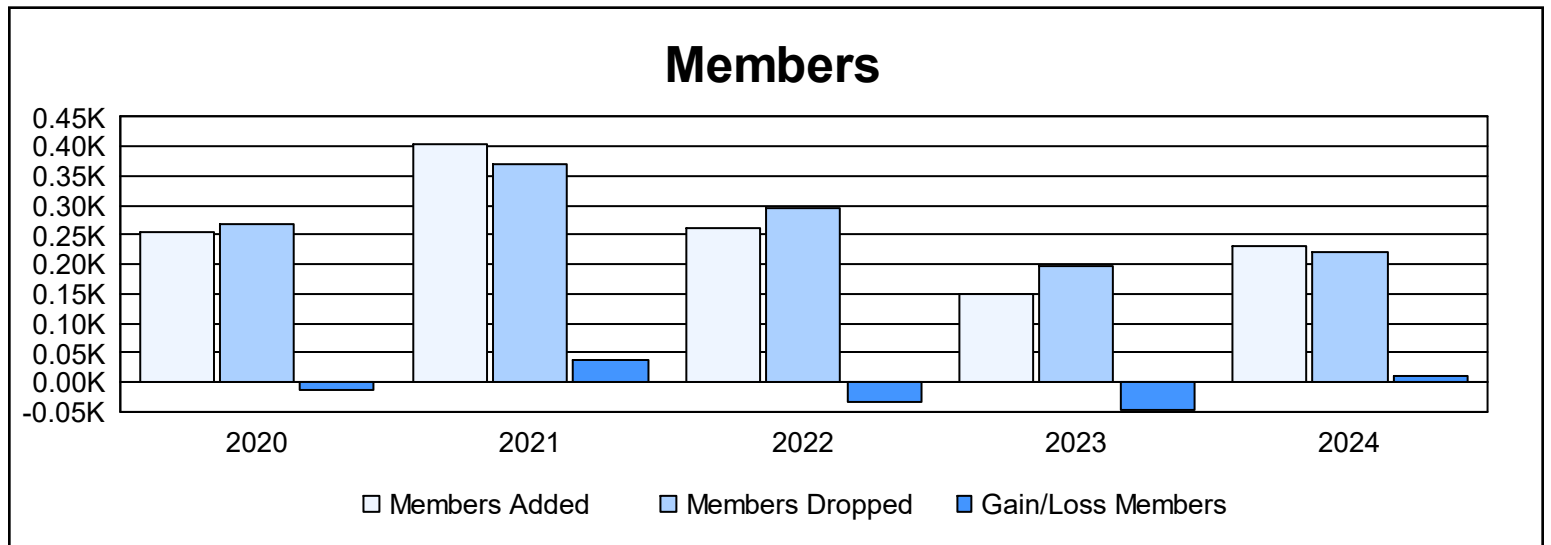
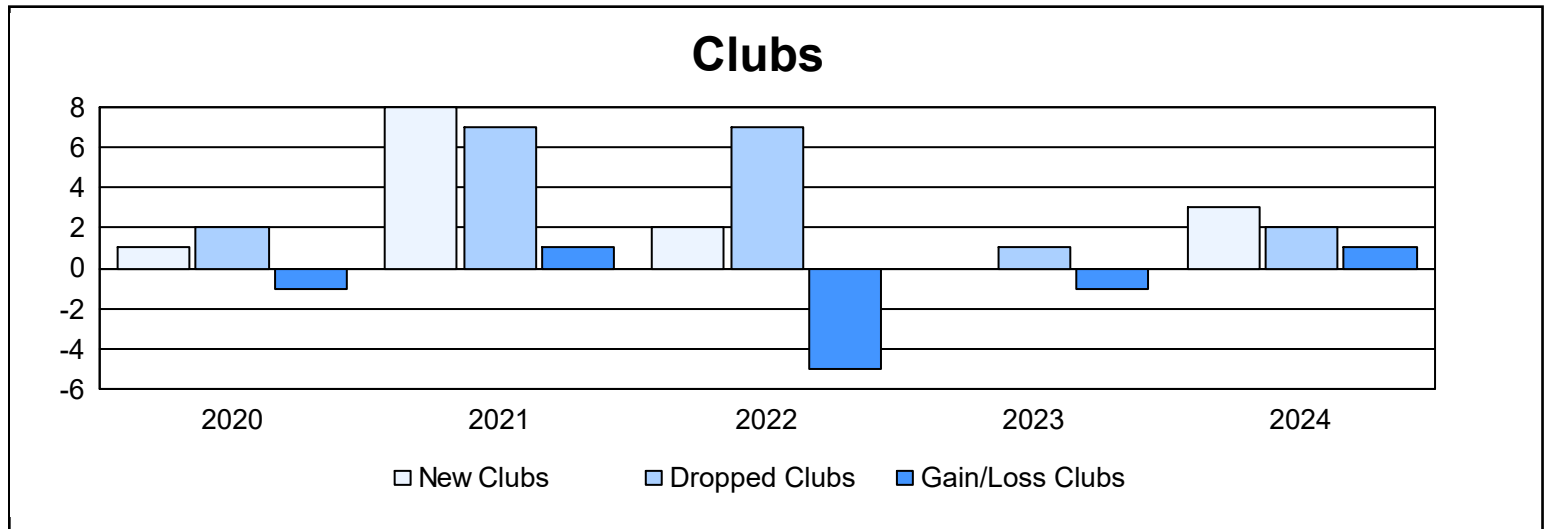
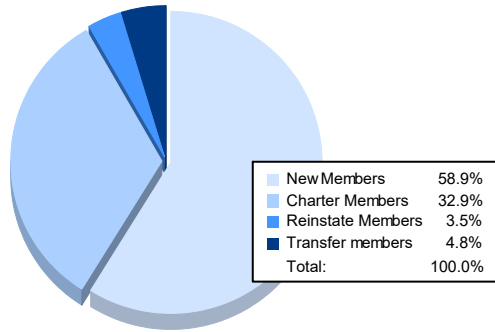


Year	New Clubs	Dropped Clubs	Gain/ Loss Clubs	New Members	Charter Members	Reinstate Members	Transfer Members	Total Member Added	Total Members Dropped	Gain/ Loss Members
2019-2020	1	2	-1	171	49	15	19	254	268	-14
2020-2021	8	7	1	208	169	18	10	405	369	36
2021-2022	2	7	-5	197	50	8	8	263	295	-32
2022-2023	0	1	-1	122	14	10	4	150	197	-47
2023-2024	3	2	1	136	76	8	11	231	222	9
<b>Average</b>	<b>3</b>	<b>4</b>	<b>-1</b>	<b>167</b>	<b>72</b>	<b>12</b>	<b>10</b>	<b>261</b>	<b>270</b>	<b>-10</b>



### Membership Composition June 2024 Cumulative



### Gender Composition June 2024 Cumulative

