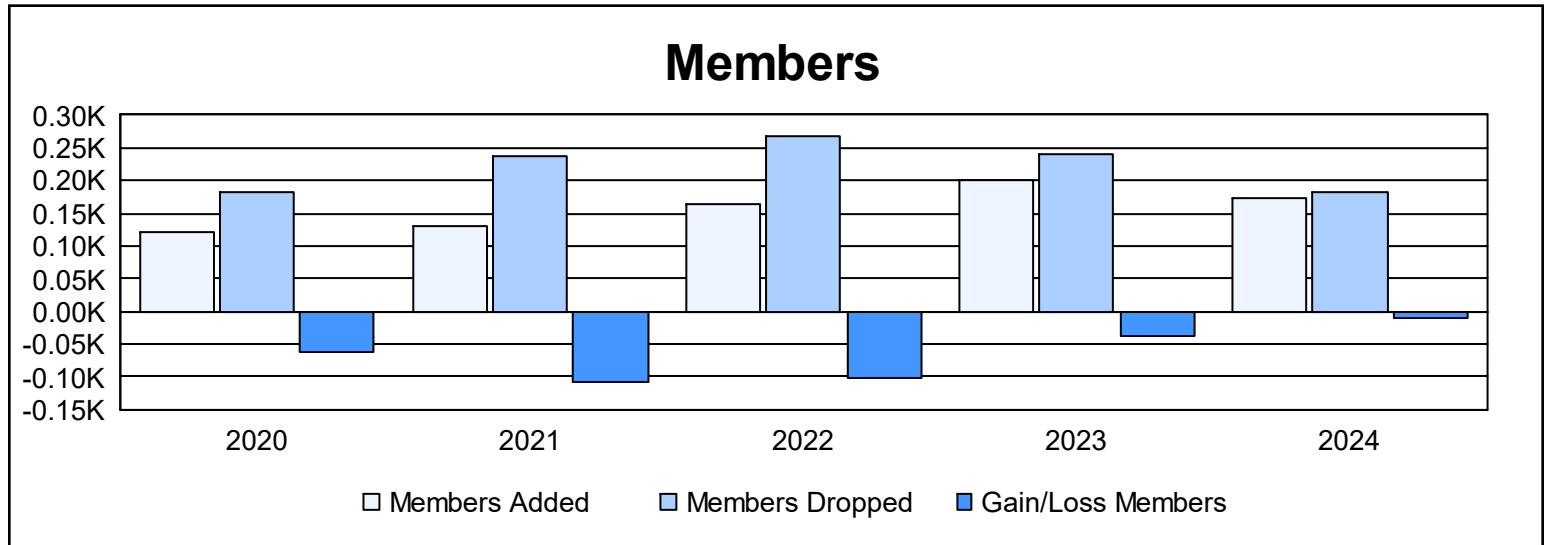
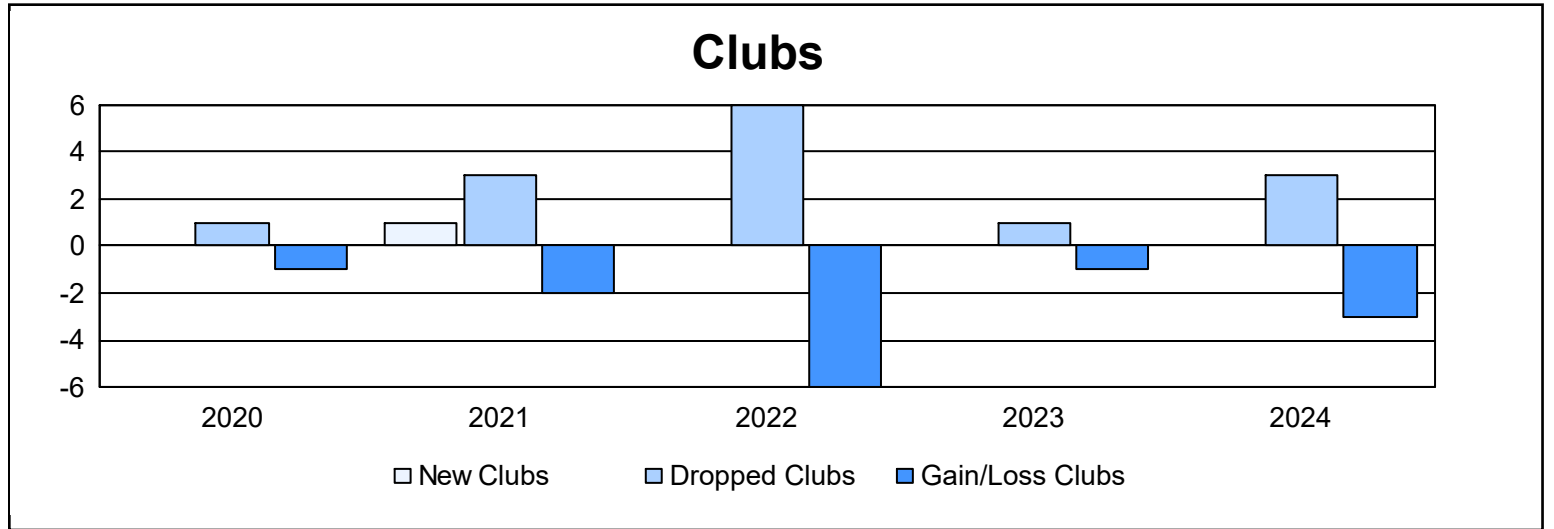
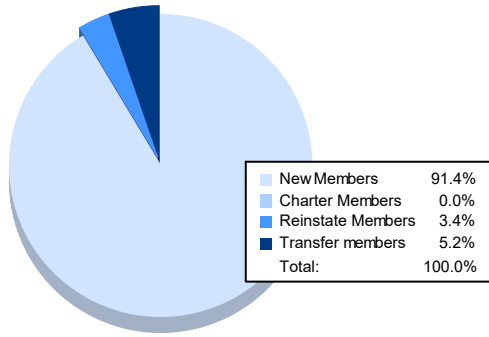


Year	New Clubs	Dropped Clubs	Gain/ Loss Clubs	New Members	Charter Members	Reinstate Members	Transfer Members	Total Member Added	Total Members Dropped	Gain/ Loss Members
2019-2020	0	1	-1	105	0	7	10	122	183	-61
2020-2021	1	3	-2	76	33	10	11	130	238	-108
2021-2022	0	6	-6	147	0	7	11	165	268	-103
2022-2023	0	1	-1	177	2	12	10	201	240	-39
2023-2024	0	3	-3	159	0	6	9	174	183	-9
<b>Average</b>	<b>0</b>	<b>3</b>	<b>-3</b>	<b>133</b>	<b>7</b>	<b>8</b>	<b>10</b>	<b>158</b>	<b>222</b>	<b>-64</b>



### Membership Composition June 2024 Cumulative



### Gender Composition June 2024 Cumulative

