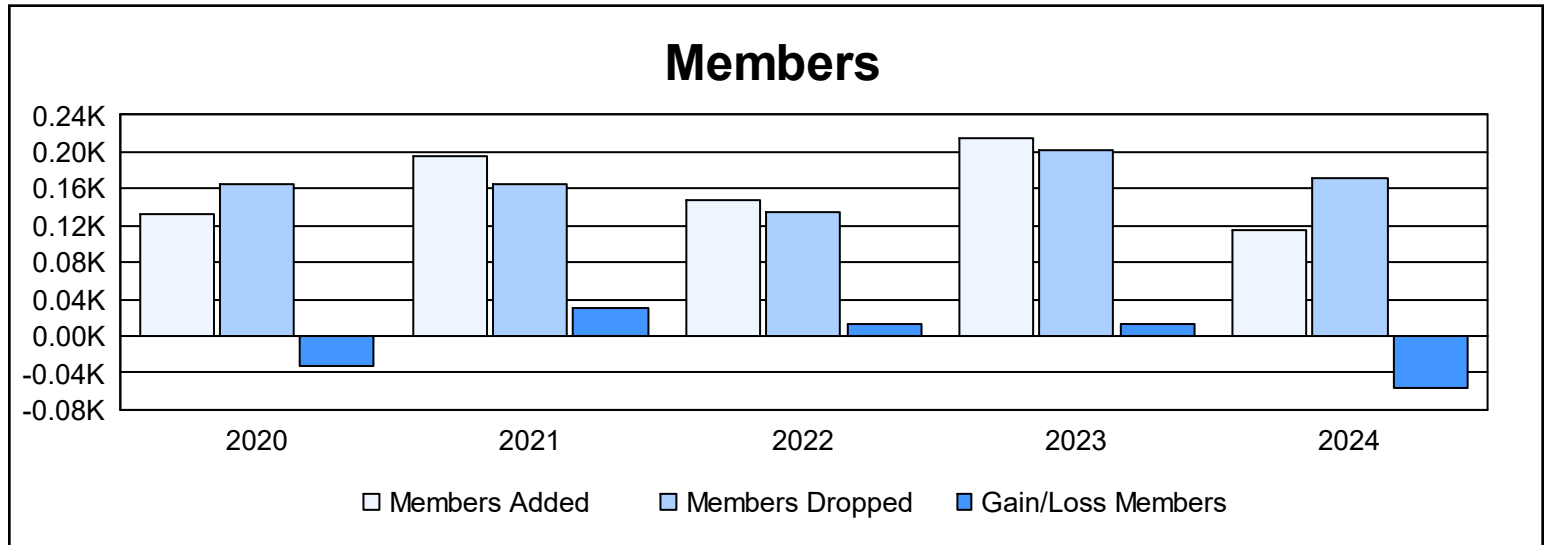
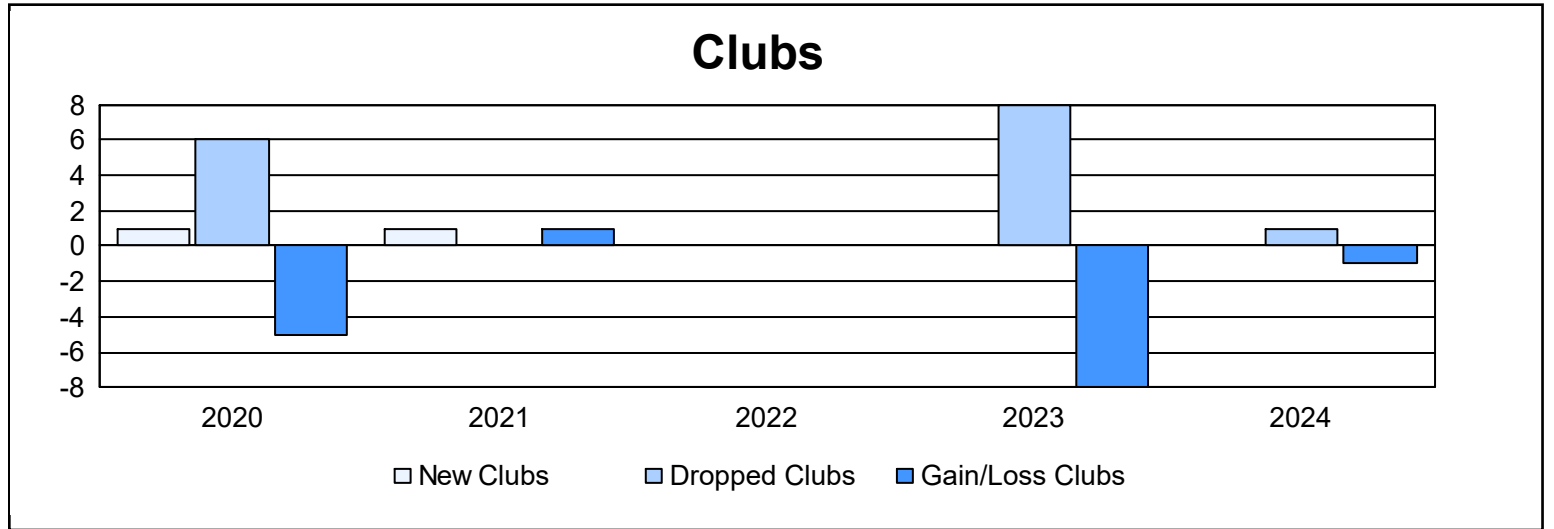
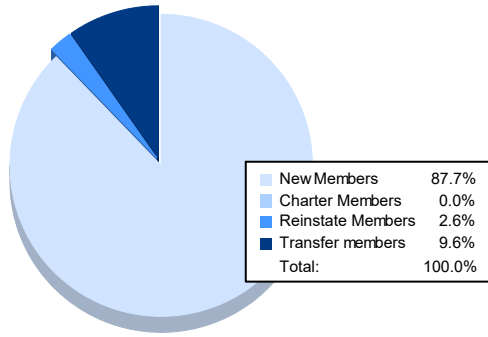


Year	New Clubs	Dropped Clubs	Gain/ Loss Clubs	New Members	Charter Members	Reinstate Members	Transfer Members	Total Member Added	Total Members Dropped	Gain/ Loss Members
2019-2020	1	6	-5	95	25	9	3	132	165	-33
2020-2021	1	0	1	162	26	1	7	196	166	30
2021-2022	0	0	0	132	0	8	7	147	135	12
2022-2023	0	8	-8	183	4	6	22	215	201	14
2023-2024	0	1	-1	100	0	3	11	114	171	-57
<b>Average</b>	<b>0</b>	<b>3</b>	<b>-3</b>	<b>134</b>	<b>11</b>	<b>5</b>	<b>10</b>	<b>161</b>	<b>168</b>	<b>-7</b>



### Membership Composition June 2024 Cumulative



### Gender Composition June 2024 Cumulative

