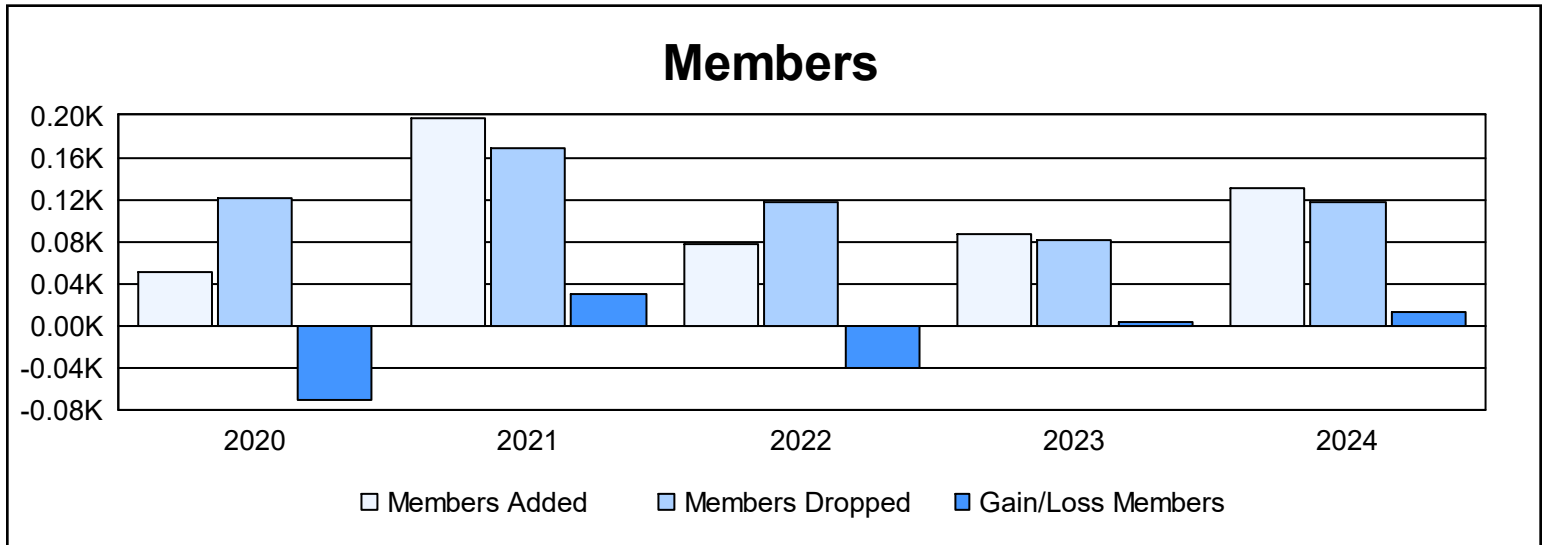
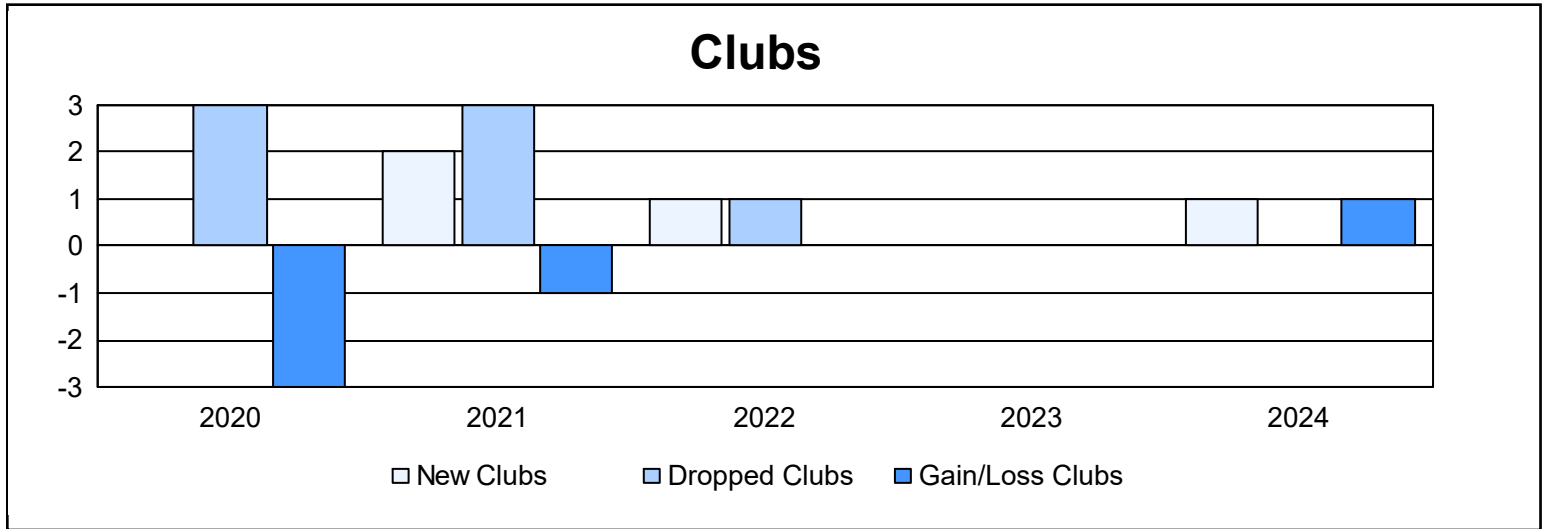
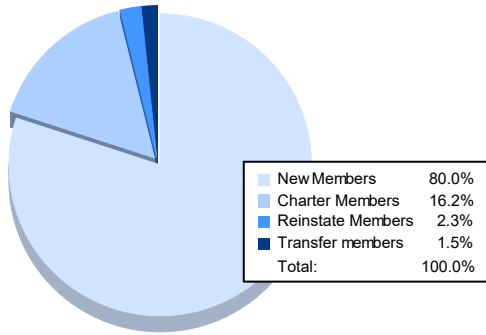


Year	New Clubs	Dropped Clubs	Gain/ Loss Clubs	New Members	Charter Members	Reinstate Members	Transfer Members	Total Member Added	Total Members Dropped	Gain/ Loss Members
2019-2020	0	3	-3	44	0	2	5	51	121	-70
2020-2021	2	3	-1	145	50	1	2	198	169	29
2021-2022	1	1	0	52	22	4	0	78	118	-40
2022-2023	0	0	0	80	1	0	5	86	82	4
2023-2024	1	0	1	104	21	3	2	130	117	13
<b>Average</b>	<b>1</b>	<b>1</b>	<b>-1</b>	<b>85</b>	<b>19</b>	<b>2</b>	<b>3</b>	<b>109</b>	<b>121</b>	<b>-13</b>



### Membership Composition June 2024 Cumulative



### Gender Composition June 2024 Cumulative

