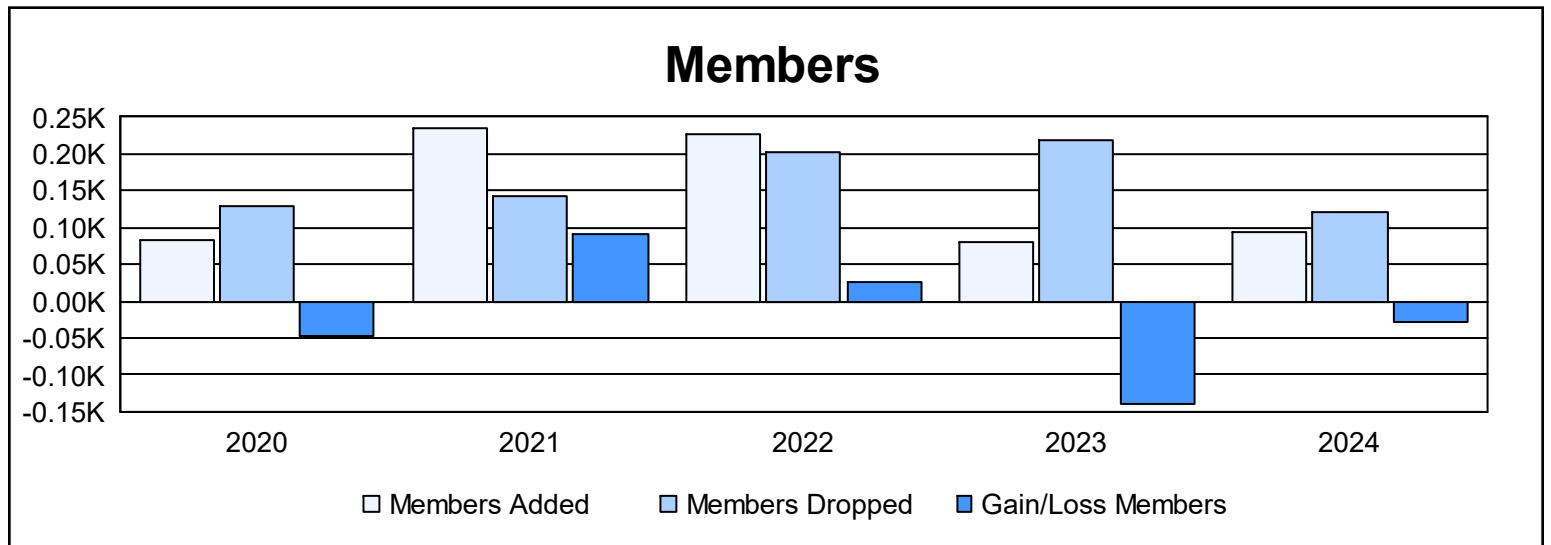
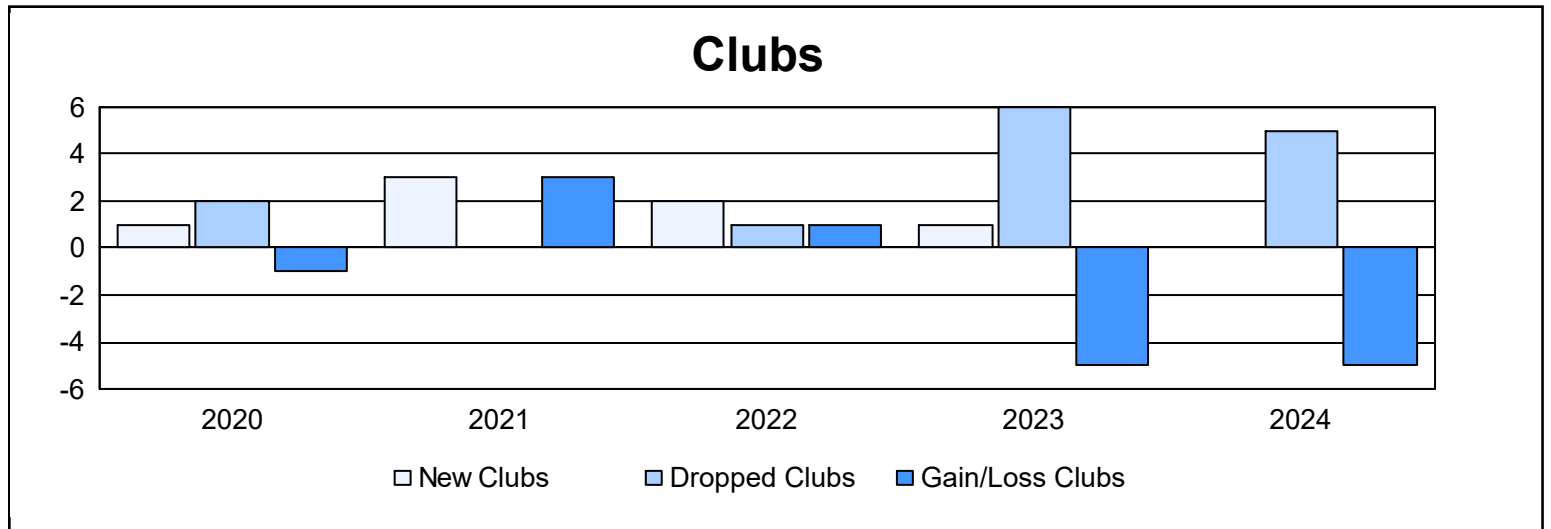
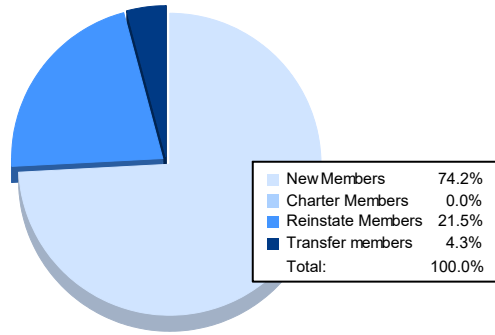


Year	New Clubs	Dropped Clubs	Gain/ Loss Clubs	New Members	Charter Members	Reinstate Members	Transfer Members	Total Member Added	Total Members Dropped	Gain/ Loss Members
2019-2020	1	2	-1	55	20	4	4	83	129	-46
2020-2021	3	0	3	129	63	43	0	235	144	91
2021-2022	2	1	1	147	53	22	5	227	202	25
2022-2023	1	6	-5	49	25	1	5	80	219	-139
2023-2024	0	5	-5	69	0	20	4	93	121	-28
<b>Average</b>	<b>1</b>	<b>3</b>	<b>-1</b>	<b>90</b>	<b>32</b>	<b>18</b>	<b>4</b>	<b>144</b>	<b>163</b>	<b>-19</b>



### Membership Composition June 2024 Cumulative



### Gender Composition June 2024 Cumulative

