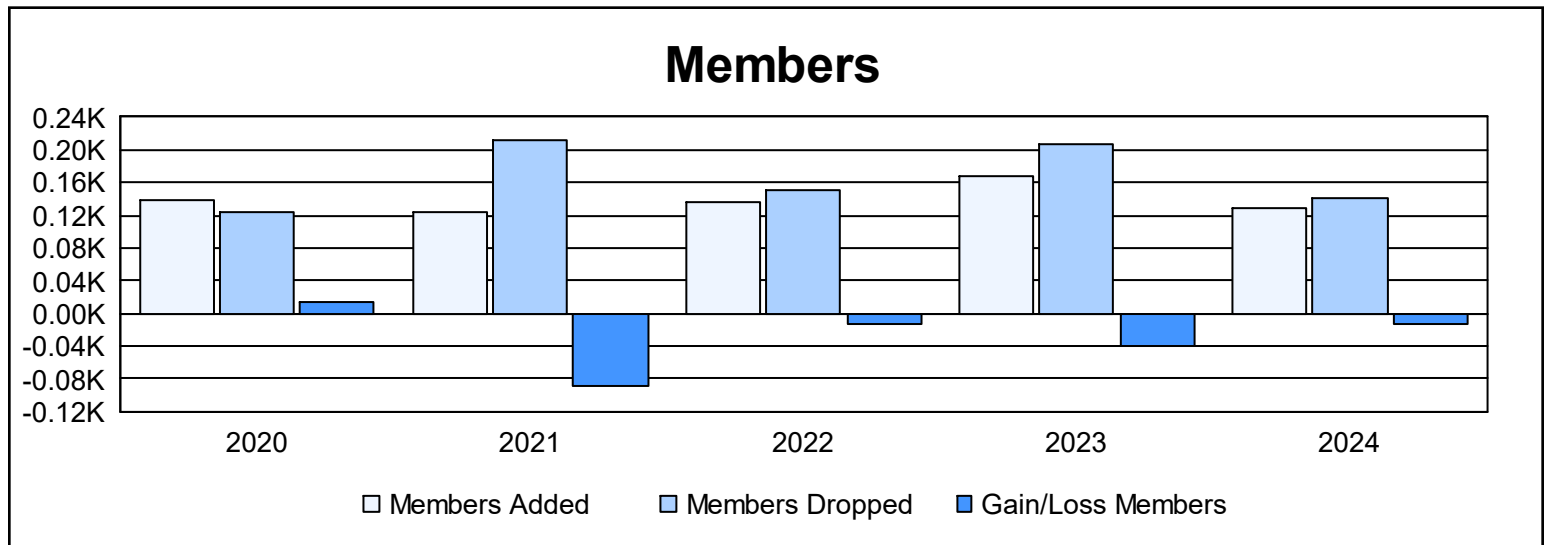
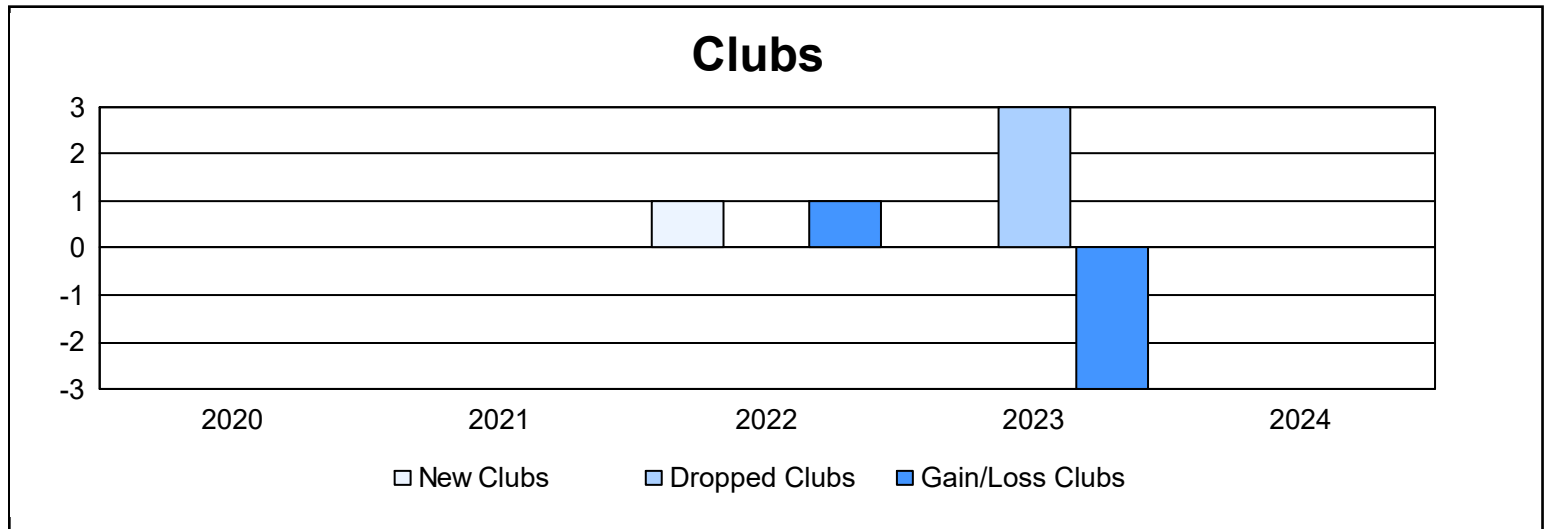
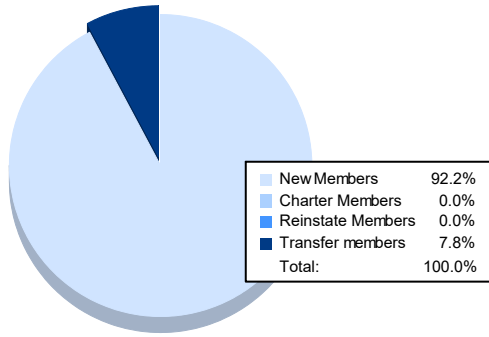


Year	New Clubs	Dropped Clubs	Gain/ Loss Clubs	New Members	Charter Members	Reinstate Members	Transfer Members	Total Member Added	Total Members Dropped	Gain/ Loss Members
2019-2020	0	0	0	120	2	8	8	138	125	13
2020-2021	0	0	0	110	2	3	8	123	211	-88
2021-2022	1	0	1	107	22	2	6	137	150	-13
2022-2023	0	3	-3	133	1	5	28	167	206	-39
2023-2024	0	0	0	118	0	0	10	128	142	-14
<b>Average</b>	<b>0</b>	<b>1</b>	<b>0</b>	<b>118</b>	<b>5</b>	<b>4</b>	<b>12</b>	<b>139</b>	<b>167</b>	<b>-28</b>



### Membership Composition June 2024 Cumulative



### Gender Composition June 2024 Cumulative

