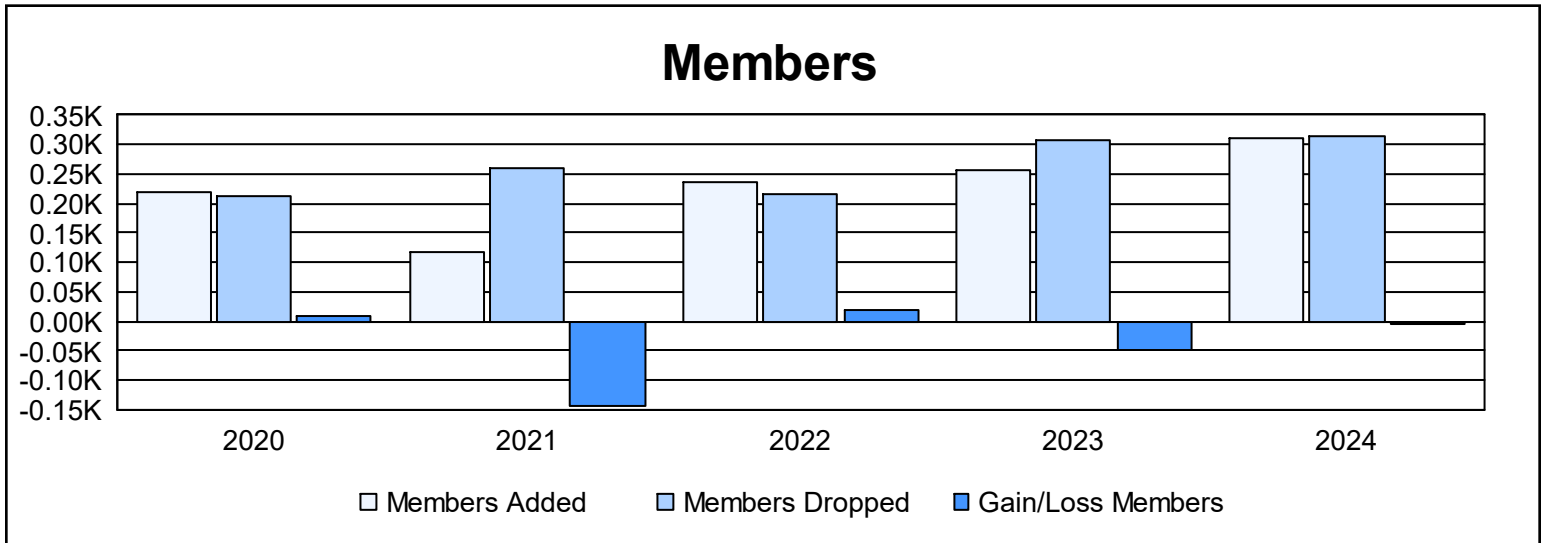
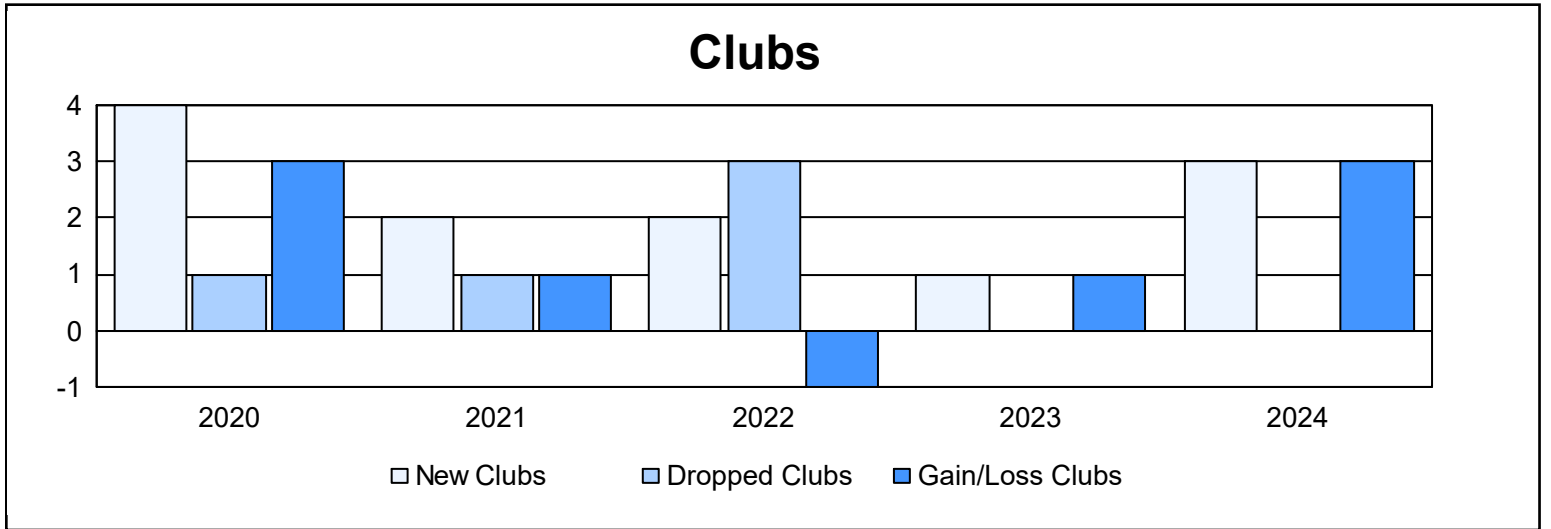
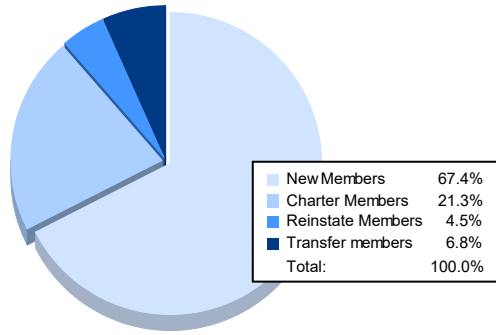


Year	New Clubs	Dropped Clubs	Gain/ Loss Clubs	New Members	Charter Members	Reinstate Members	Transfer Members	Total Member Added	Total Members Dropped	Gain/ Loss Members
2019-2020	4	1	3	104	98	2	16	220	212	8
2020-2021	2	1	1	60	45	4	7	116	259	-143
2021-2022	2	3	-1	164	44	5	23	236	217	19
2022-2023	1	0	1	201	20	8	29	258	306	-48
2023-2024	3	0	3	209	66	14	21	310	313	-3
<b>Average</b>	<b>2</b>	<b>1</b>	<b>1</b>	<b>148</b>	<b>55</b>	<b>7</b>	<b>19</b>	<b>228</b>	<b>261</b>	<b>-33</b>



### Membership Composition June 2024 Cumulative



### Gender Composition June 2024 Cumulative

