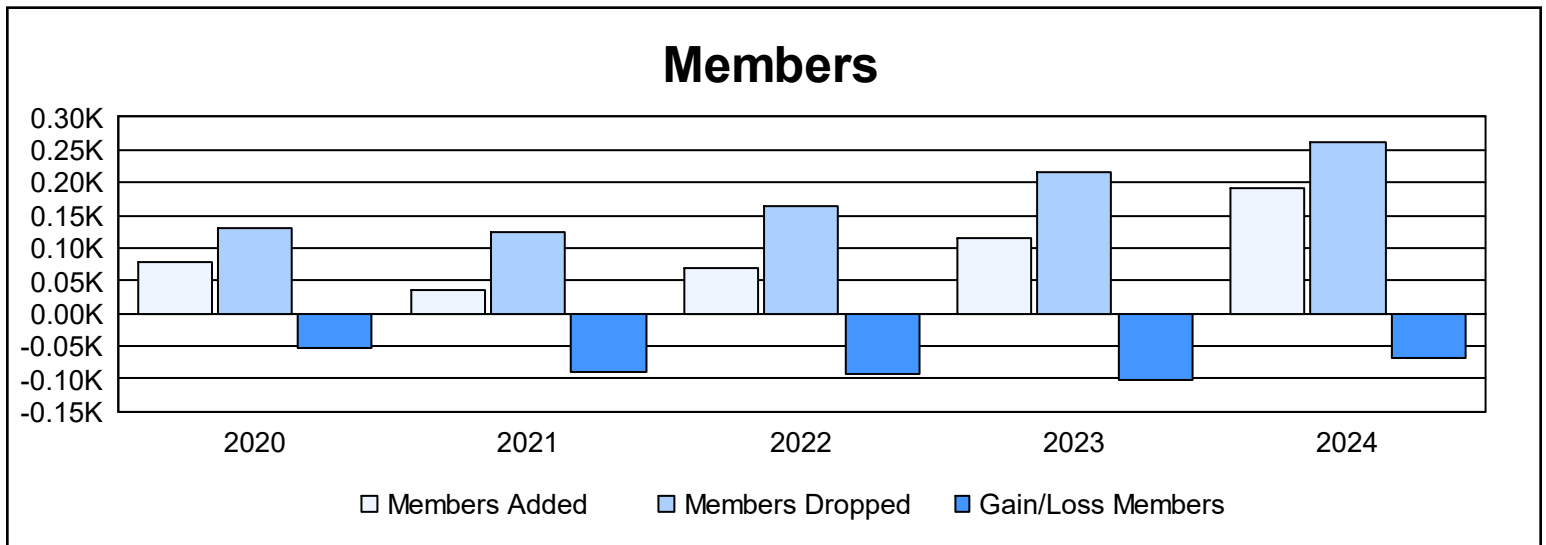
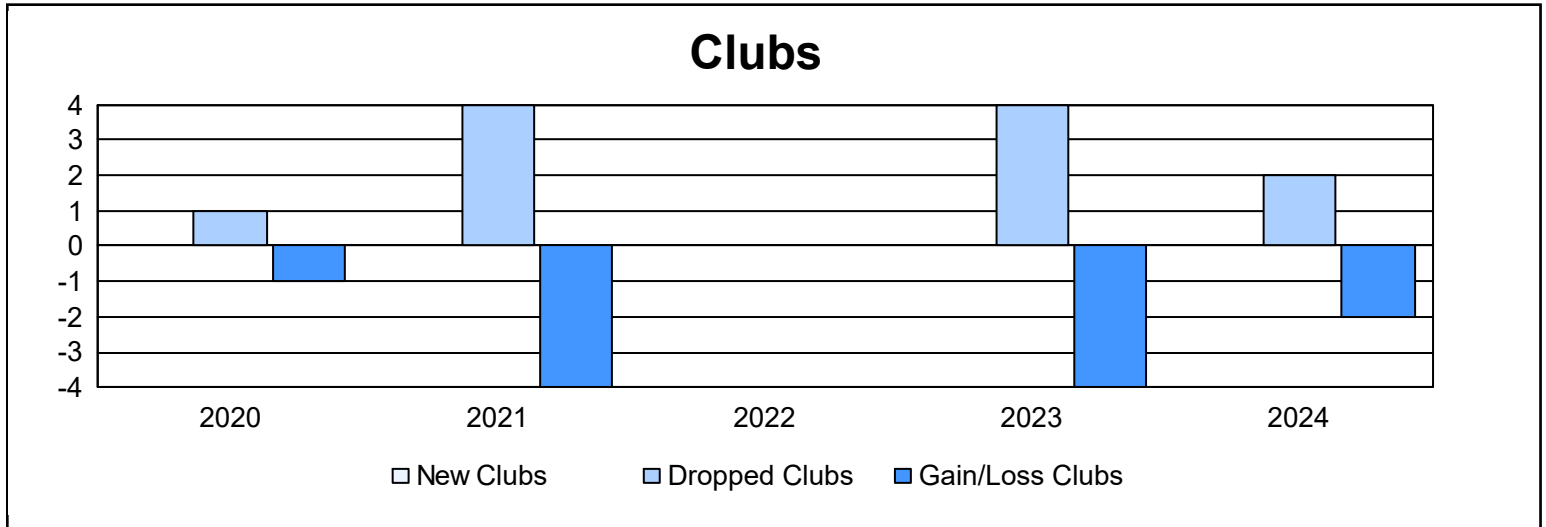
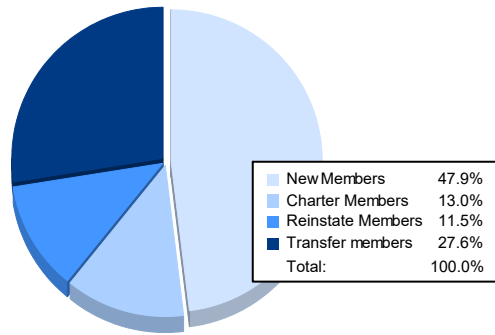


Year	New Clubs	Dropped Clubs	Gain/ Loss Clubs	New Members	Charter Members	Reinstate Members	Transfer Members	Total Member Added	Total Members Dropped	Gain/ Loss Members
2019-2020	0	1	-1	60	0	2	16	78	131	-53
2020-2021	0	4	-4	35	0	1	0	36	125	-89
2021-2022	0	0	0	65	0	2	2	69	163	-94
2022-2023	0	4	-4	80	1	27	6	114	215	-101
2023-2024	0	2	-2	92	25	22	53	192	261	-69
<b>Average</b>	<b>0</b>	<b>2</b>	<b>-2</b>	<b>66</b>	<b>5</b>	<b>11</b>	<b>15</b>	<b>98</b>	<b>179</b>	<b>-81</b>



### Membership Composition June 2024 Cumulative



### Gender Composition June 2024 Cumulative

