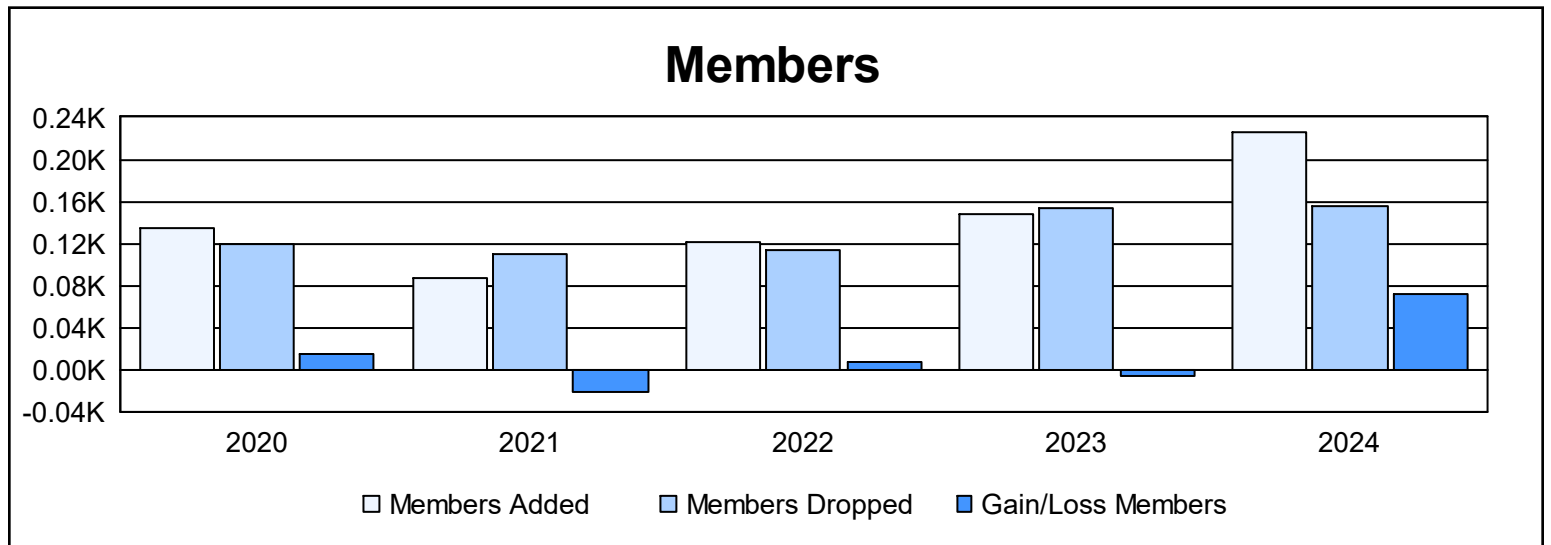
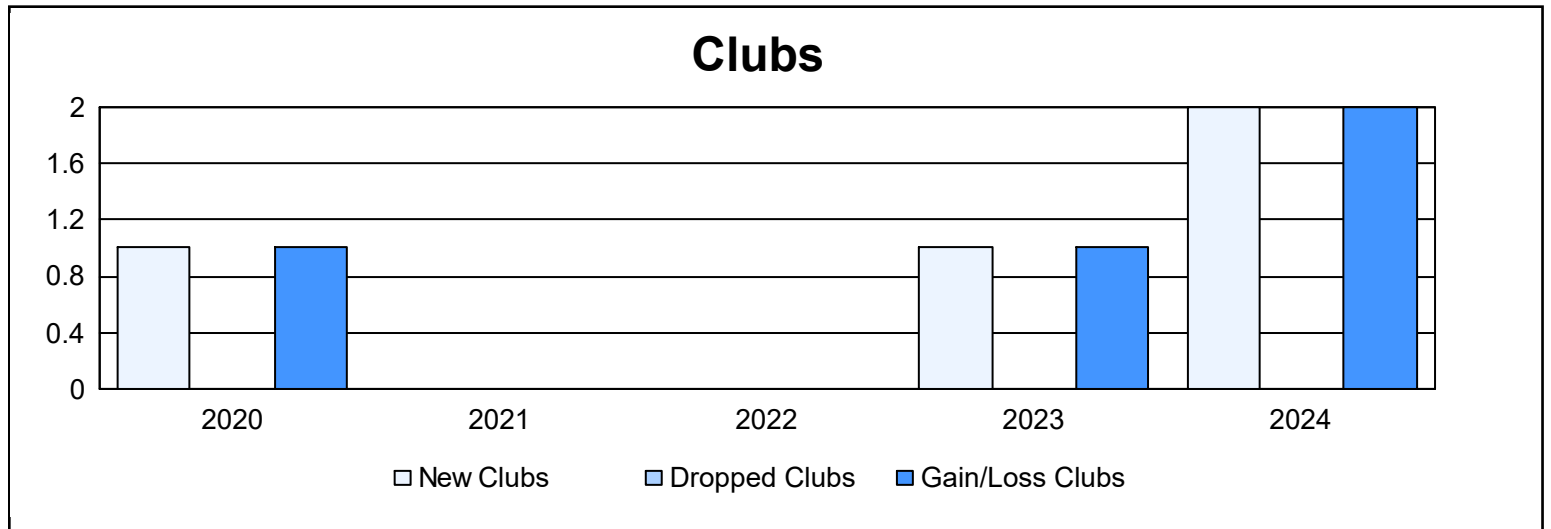
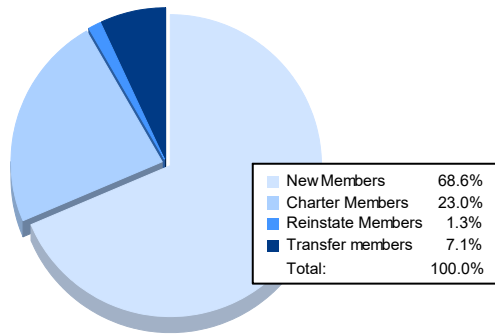


Year	New Clubs	Dropped Clubs	Gain/Loss Clubs	New Members	Charter Members	Reinstate Members	Transfer Members	Total Member Added	Total Members Dropped	Gain/Loss Members
2019-2020	1	0	1	92	30	4	8	134	119	15
2020-2021	0	0	0	81	0	0	6	87	109	-22
2021-2022	0	0	0	116	0	1	5	122	114	8
2022-2023	1	0	1	118	22	0	7	147	153	-6
2023-2024	2	0	2	155	52	3	16	226	155	71
<b>Average</b>	<b>1</b>	<b>0</b>	<b>1</b>	<b>112</b>	<b>21</b>	<b>2</b>	<b>8</b>	<b>143</b>	<b>130</b>	<b>13</b>



### Membership Composition June 2024 Cumulative



### Gender Composition June 2024 Cumulative

