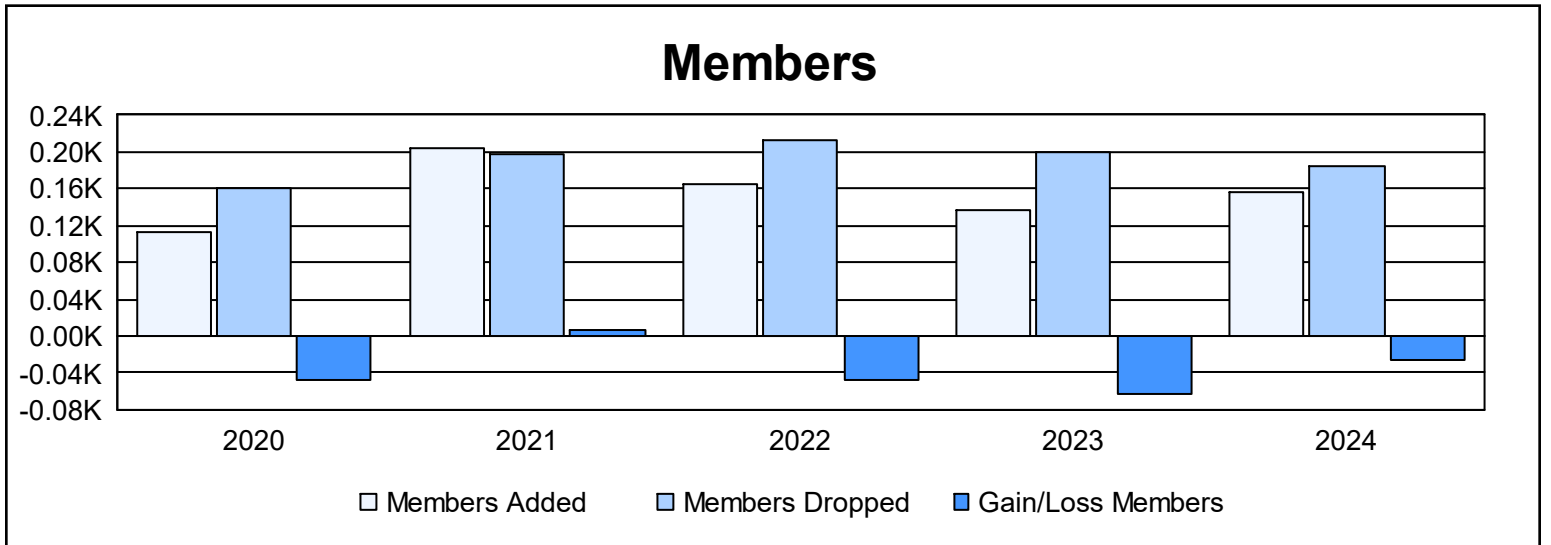
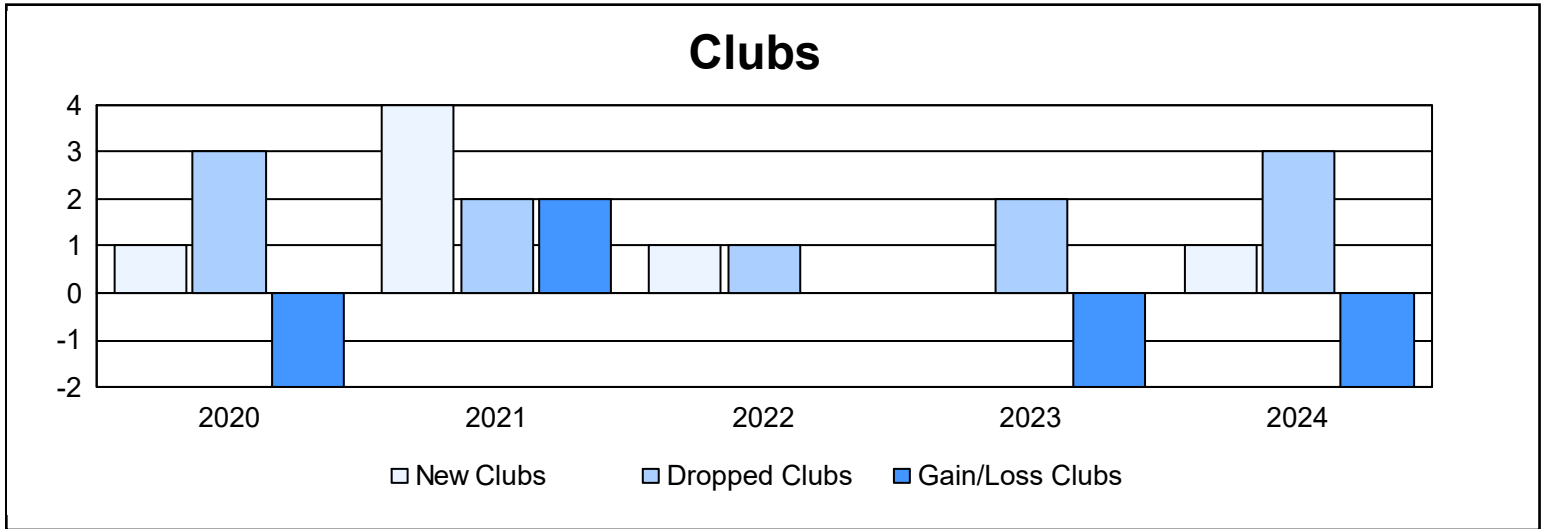
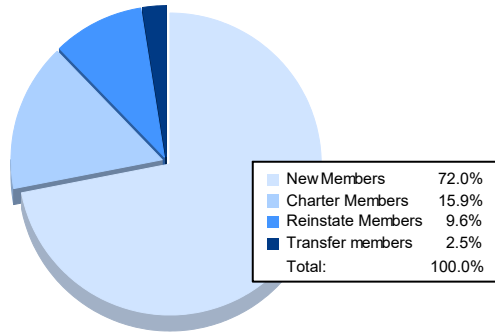


Year	New Clubs	Dropped Clubs	Gain/Loss Clubs	New Members	Charter Members	Reinstate Members	Transfer Members	Total Member Added	Total Members Dropped	Gain/Loss Members
2019-2020	1	3	-2	92	17	2	2	113	160	-47
2020-2021	4	2	2	90	95	19	0	204	198	6
2021-2022	1	1	0	128	30	5	3	166	213	-47
2022-2023	0	2	-2	117	2	6	12	137	200	-63
2023-2024	1	3	-2	113	25	15	4	157	184	-27
<b>Average</b>	<b>1</b>	<b>2</b>	<b>-1</b>	<b>108</b>	<b>34</b>	<b>9</b>	<b>4</b>	<b>155</b>	<b>191</b>	<b>-36</b>



### Membership Composition June 2024 Cumulative



### Gender Composition June 2024 Cumulative

