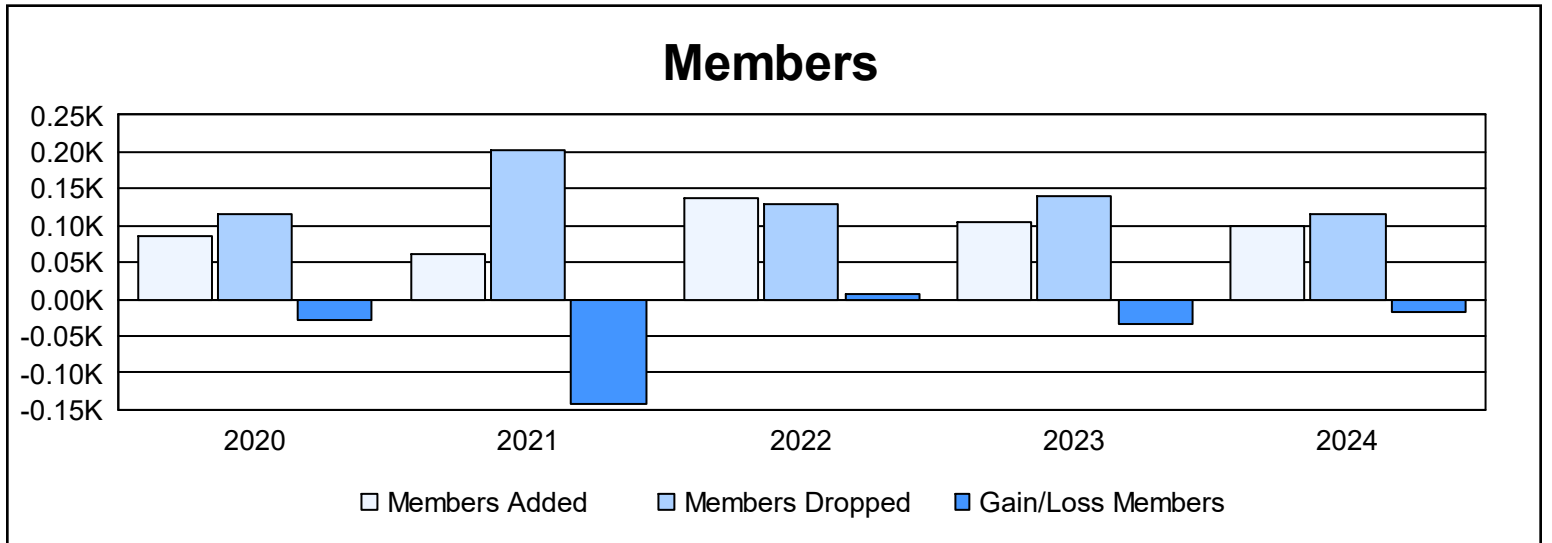
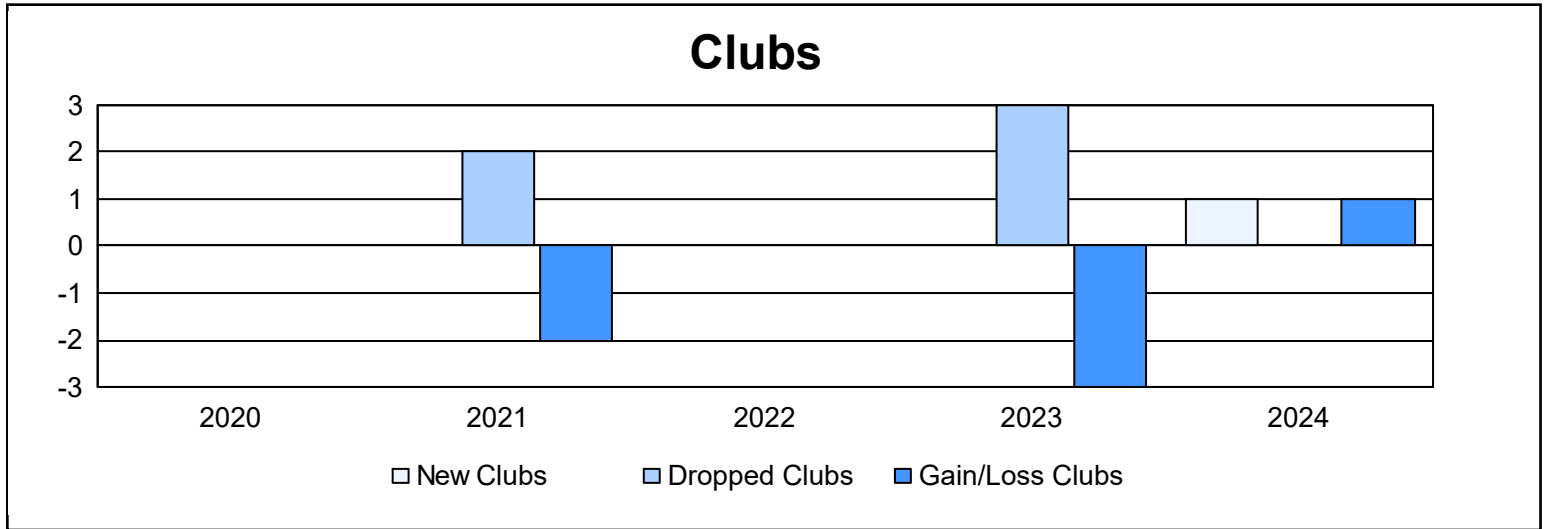
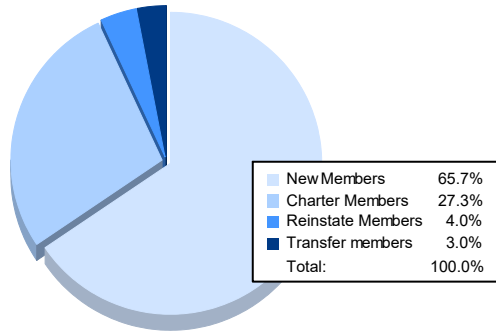


| Year | New Clubs | Dropped Clubs | Gain/ Loss Clubs | New Members | Charter Members | Reinstate Members | Transfer Members | Total Member Added | Total Members Dropped | Gain/ Loss Members |
|----------------|-----------|---------------|------------------|-------------|-----------------|-------------------|------------------|--------------------|-----------------------|--------------------|
| 2019-2020 | 0 | 0 | 0 | 73 | 1 | 9 | 4 | 87 | 116 | -29 |
| 2020-2021 | 0 | 2 | -2 | 43 | 0 | 12 | 6 | 61 | 203 | -142 |
| 2021-2022 | 0 | 0 | 0 | 109 | 2 | 21 | 6 | 138 | 130 | 8 |
| 2022-2023 | 0 | 3 | -3 | 97 | 0 | 3 | 6 | 106 | 140 | -34 |
| 2023-2024 | 1 | 0 | 1 | 65 | 27 | 4 | 3 | 99 | 116 | -17 |
| Average | 0 | 1 | -1 | 77 | 6 | 10 | 5 | 98 | 141 | -43 |



Membership Composition June 2024 Cumulative



Gender Composition June 2024 Cumulative

