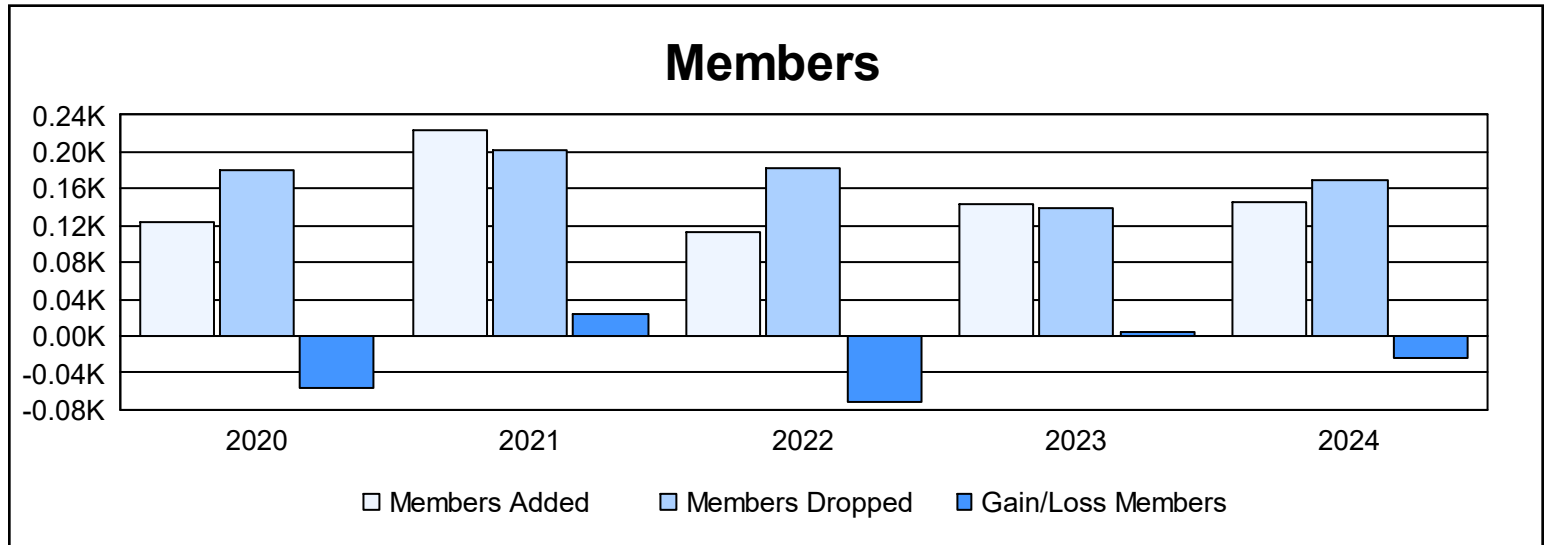
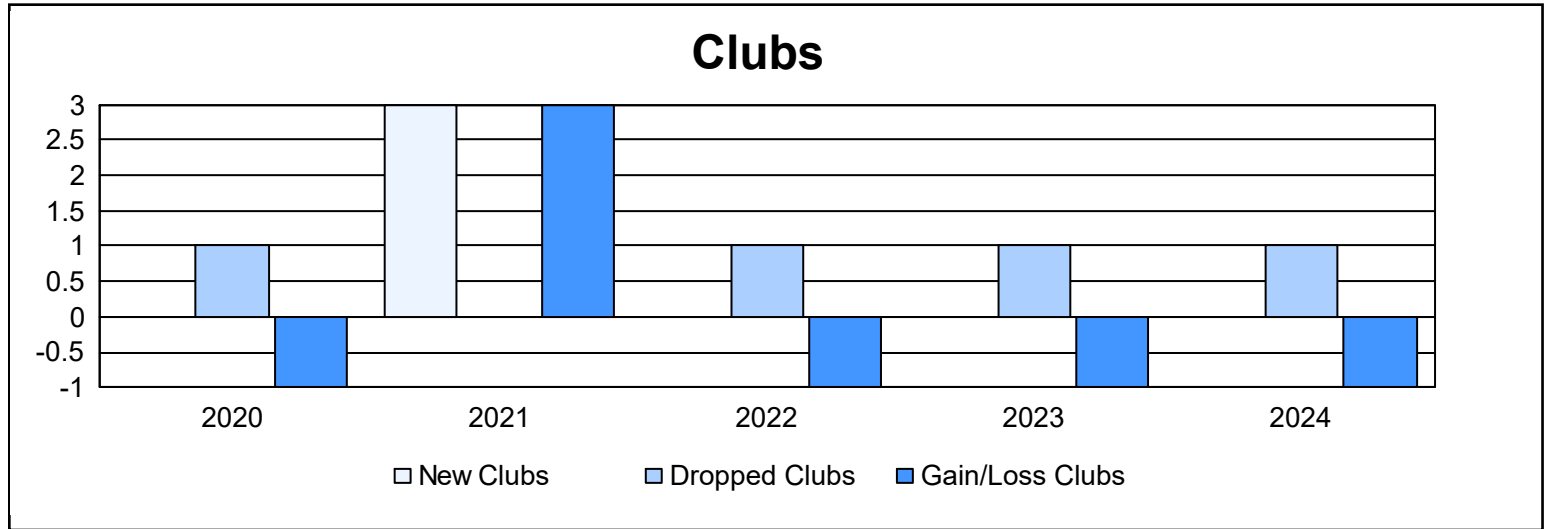
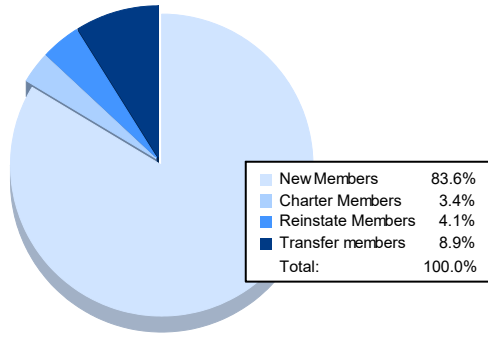


Year	New Clubs	Dropped Clubs	Gain/ Loss Clubs	New Members	Charter Members	Reinstate Members	Transfer Members	Total Member Added	Total Members Dropped	Gain/ Loss Members
2019-2020	0	1	-1	97	0	6	20	123	180	-57
2020-2021	3	0	3	129	71	10	14	224	201	23
2021-2022	0	1	-1	88	4	7	13	112	183	-71
2022-2023	0	1	-1	125	0	5	13	143	138	5
2023-2024	0	1	-1	122	5	6	13	146	169	-23
<b>Average</b>	<b>1</b>	<b>1</b>	<b>0</b>	<b>112</b>	<b>16</b>	<b>7</b>	<b>15</b>	<b>150</b>	<b>174</b>	<b>-25</b>



### Membership Composition June 2024 Cumulative



### Gender Composition June 2024 Cumulative

