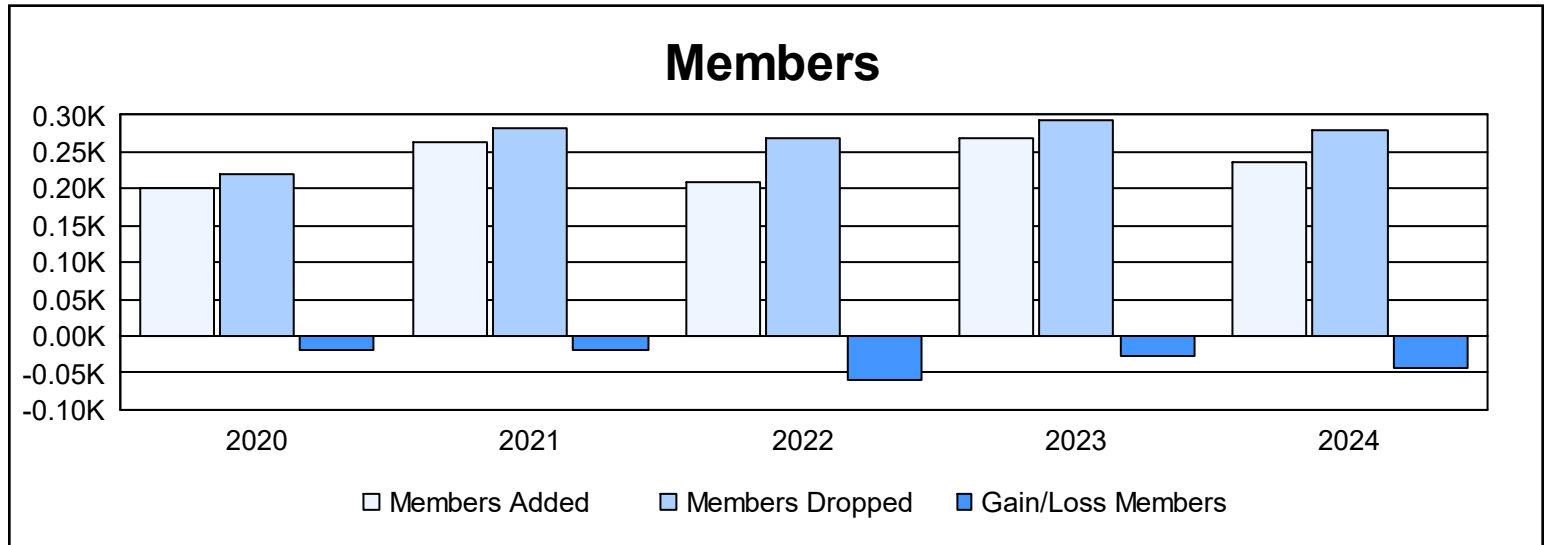
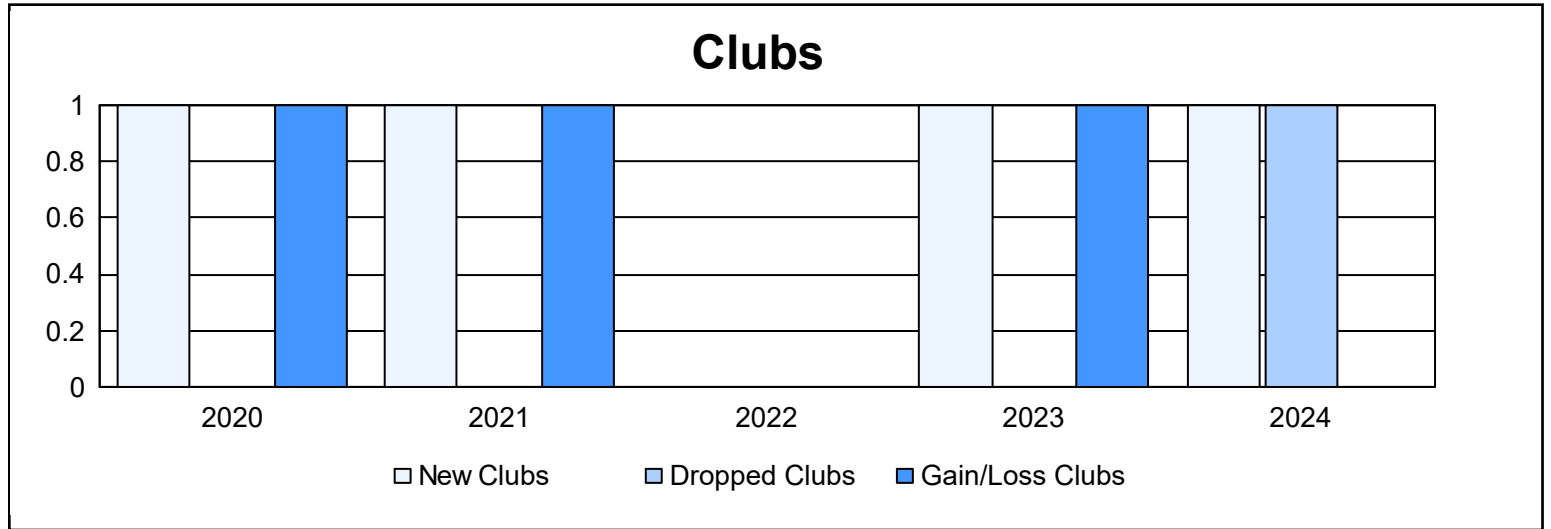
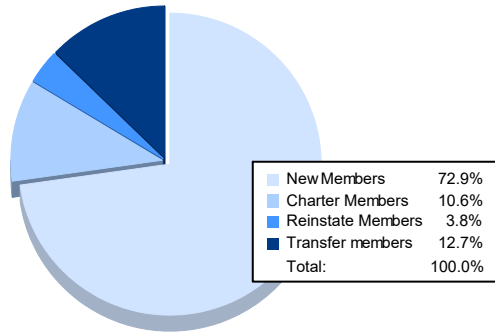


Year	New Clubs	Dropped Clubs	Gain/ Loss Clubs	New Members	Charter Members	Reinstate Members	Transfer Members	Total Member Added	Total Members Dropped	Gain/ Loss Members
2019-2020	1	0	1	149	24	7	20	200	219	-19
2020-2021	1	0	1	190	31	10	32	263	282	-19
2021-2022	0	0	0	179	2	8	20	209	270	-61
2022-2023	1	0	1	175	40	10	43	268	294	-26
2023-2024	1	1	0	172	25	9	30	236	280	-44
<b>Average</b>	<b>1</b>	<b>0</b>	<b>1</b>	<b>173</b>	<b>24</b>	<b>9</b>	<b>29</b>	<b>235</b>	<b>269</b>	<b>-34</b>



### Membership Composition June 2024 Cumulative



### Gender Composition June 2024 Cumulative

