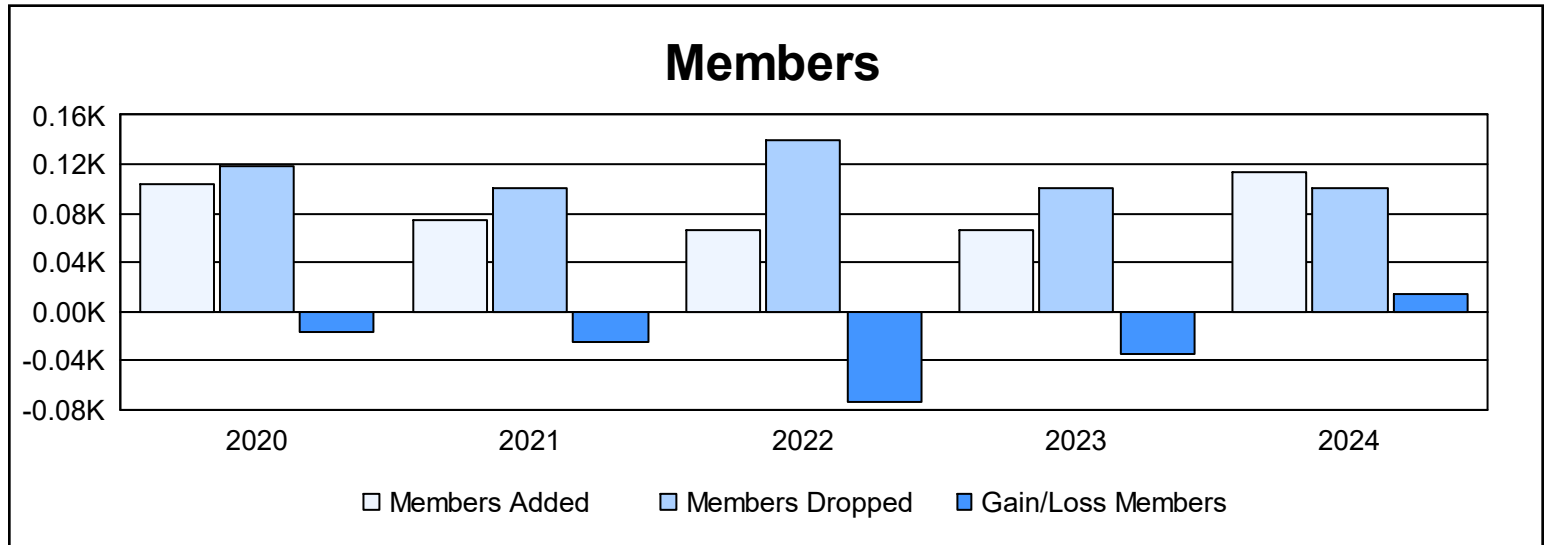
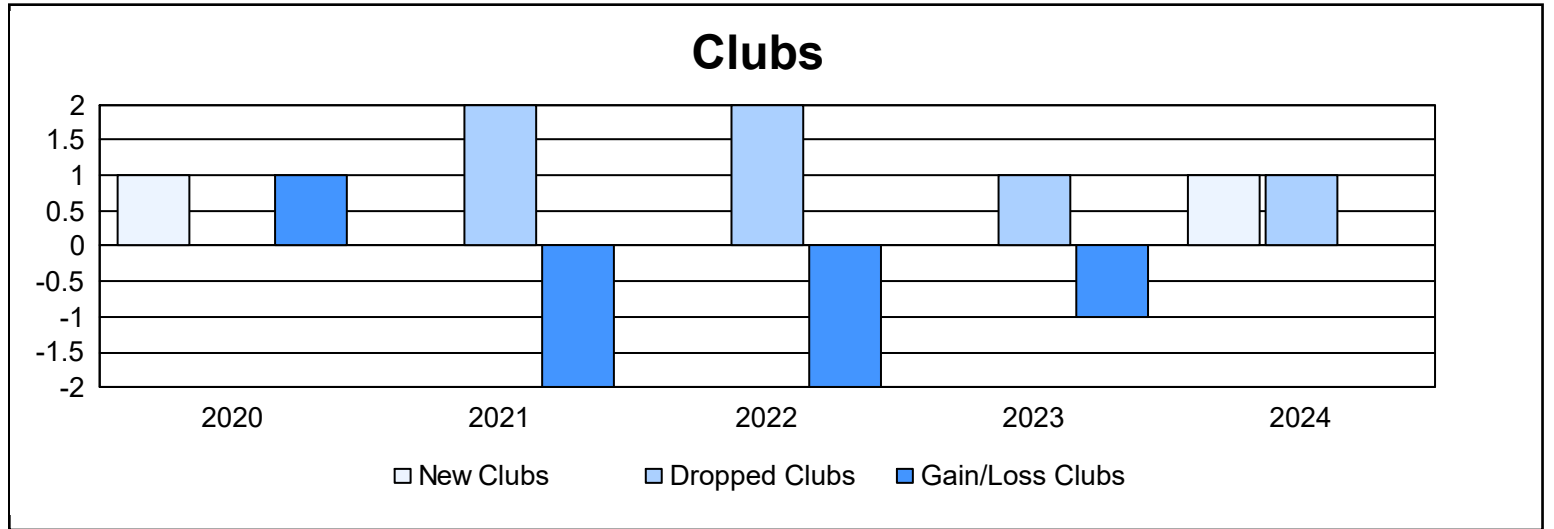
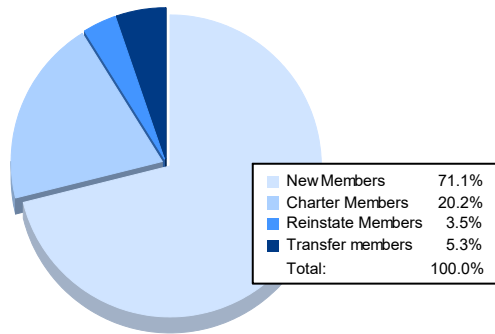


| Year | New Clubs | Dropped Clubs | Gain/ Loss Clubs | New Members | Charter Members | Reinstate Members | Transfer Members | Total Member Added | Total Members Dropped | Gain/ Loss Members |
|----------------|-----------|---------------|------------------|-------------|-----------------|-------------------|------------------|--------------------|-----------------------|--------------------|
| 2019-2020 | 1 | 0 | 1 | 69 | 23 | 1 | 10 | 103 | 119 | -16 |
| 2020-2021 | 0 | 2 | -2 | 67 | 0 | 2 | 6 | 75 | 100 | -25 |
| 2021-2022 | 0 | 2 | -2 | 53 | 2 | 0 | 11 | 66 | 139 | -73 |
| 2022-2023 | 0 | 1 | -1 | 55 | 2 | 0 | 9 | 66 | 100 | -34 |
| 2023-2024 | 1 | 1 | 0 | 81 | 23 | 4 | 6 | 114 | 100 | 14 |
| Average | 0 | 1 | -1 | 65 | 10 | 1 | 8 | 85 | 112 | -27 |



Membership Composition June 2024 Cumulative



Gender Composition June 2024 Cumulative

