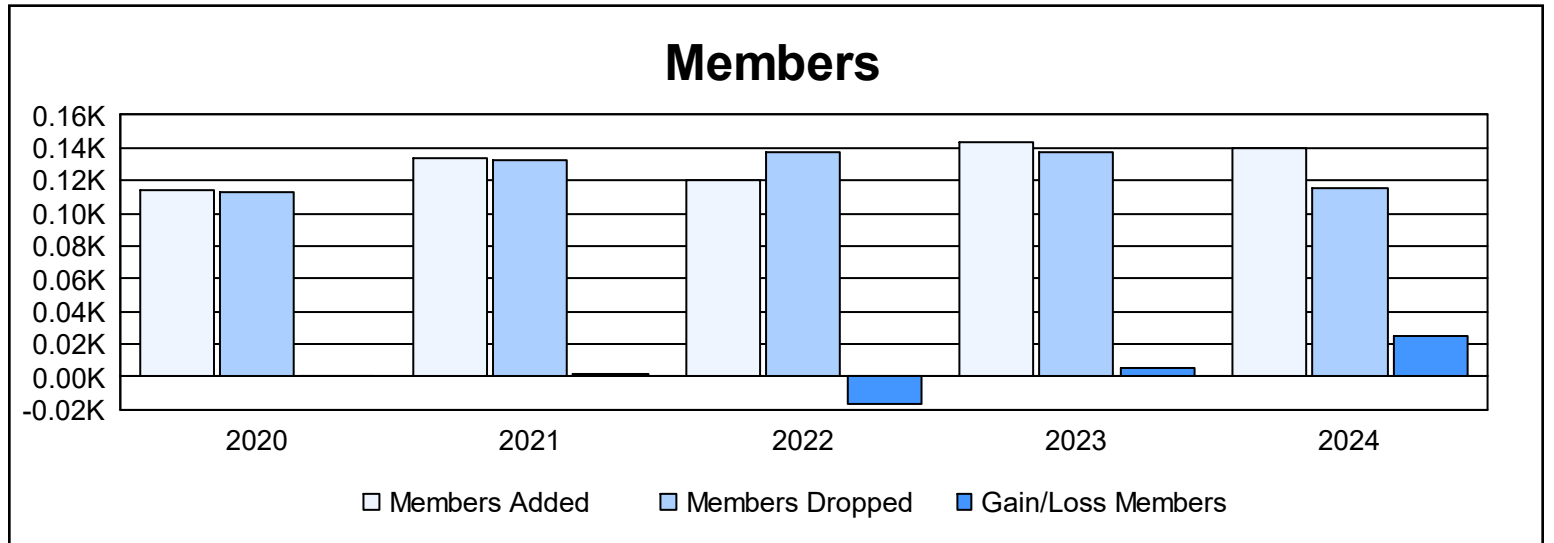
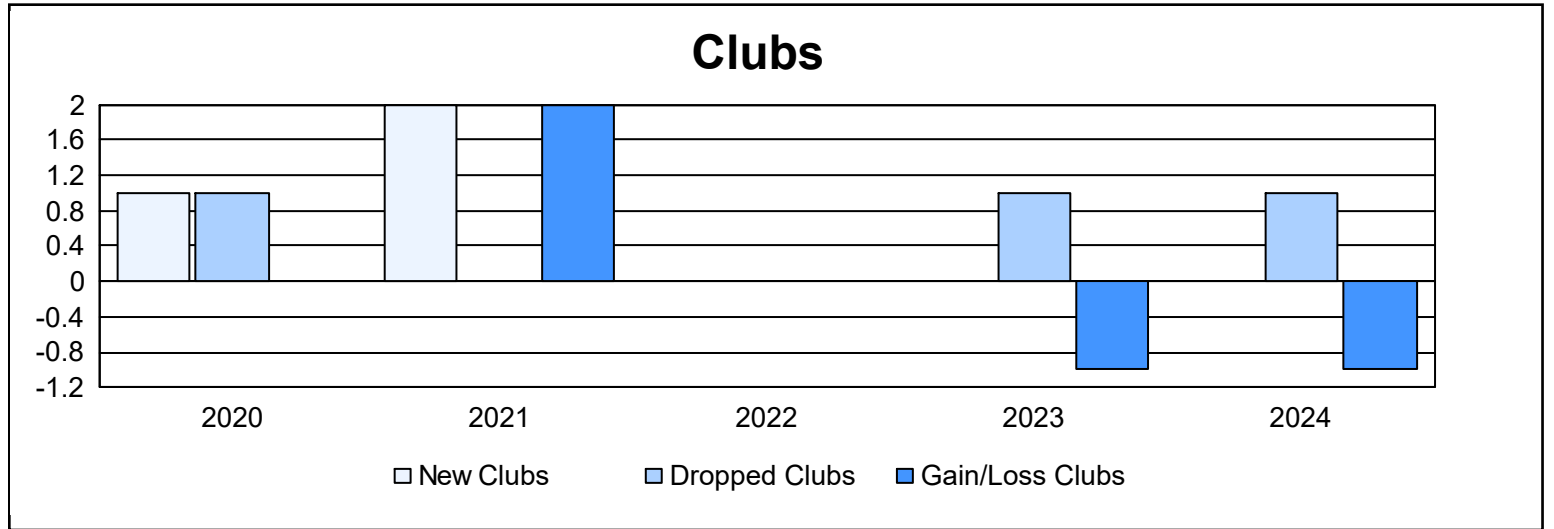
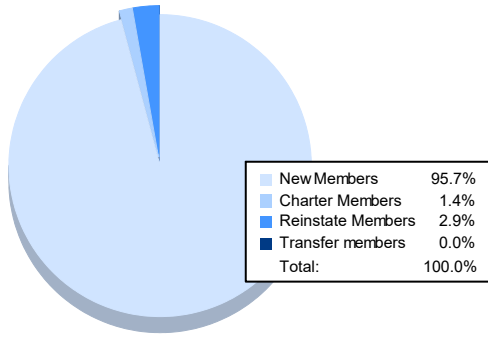


Year	New Clubs	Dropped Clubs	Gain/ Loss Clubs	New Members	Charter Members	Reinstate Members	Transfer Members	Total Member Added	Total Members Dropped	Gain/ Loss Members
2019-2020	1	1	0	88	21	3	2	114	113	1
2020-2021	2	0	2	62	63	3	6	134	132	2
2021-2022	0	0	0	112	2	4	2	120	137	-17
2022-2023	0	1	-1	120	12	4	7	143	137	6
2023-2024	0	1	-1	134	2	4	0	140	115	25
<b>Average</b>	<b>1</b>	<b>1</b>	<b>0</b>	<b>103</b>	<b>20</b>	<b>4</b>	<b>3</b>	<b>130</b>	<b>127</b>	<b>3</b>



### Membership Composition June 2024 Cumulative



### Gender Composition June 2024 Cumulative

