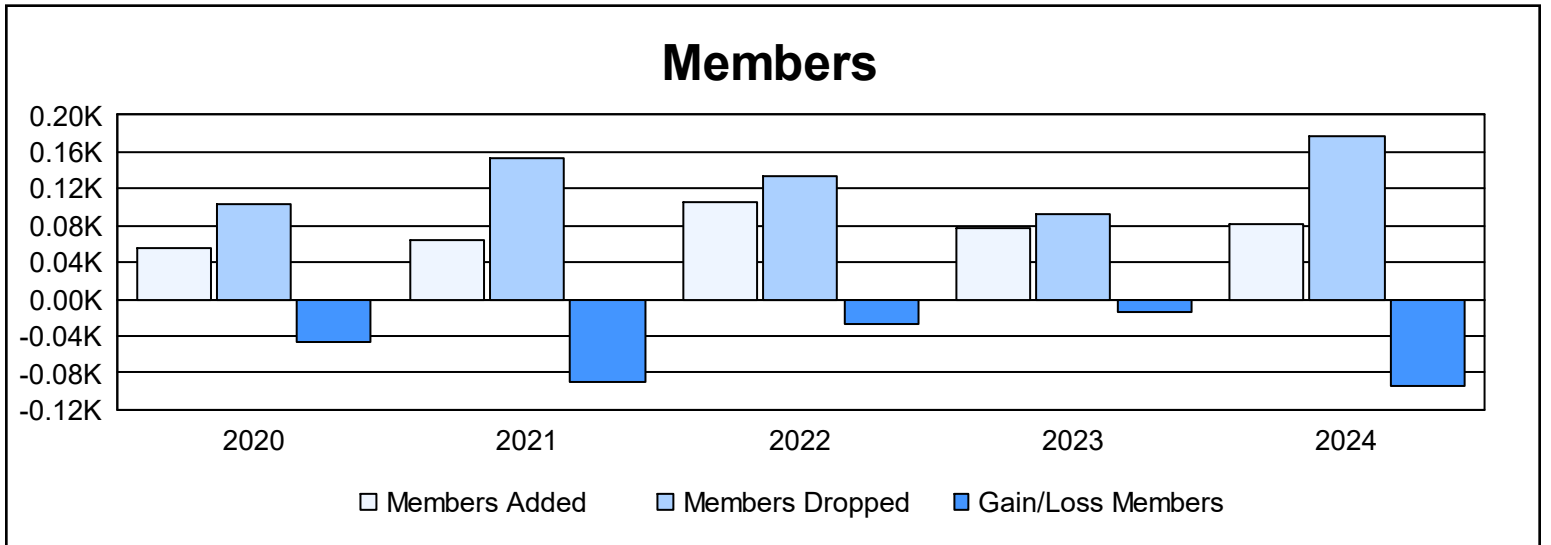
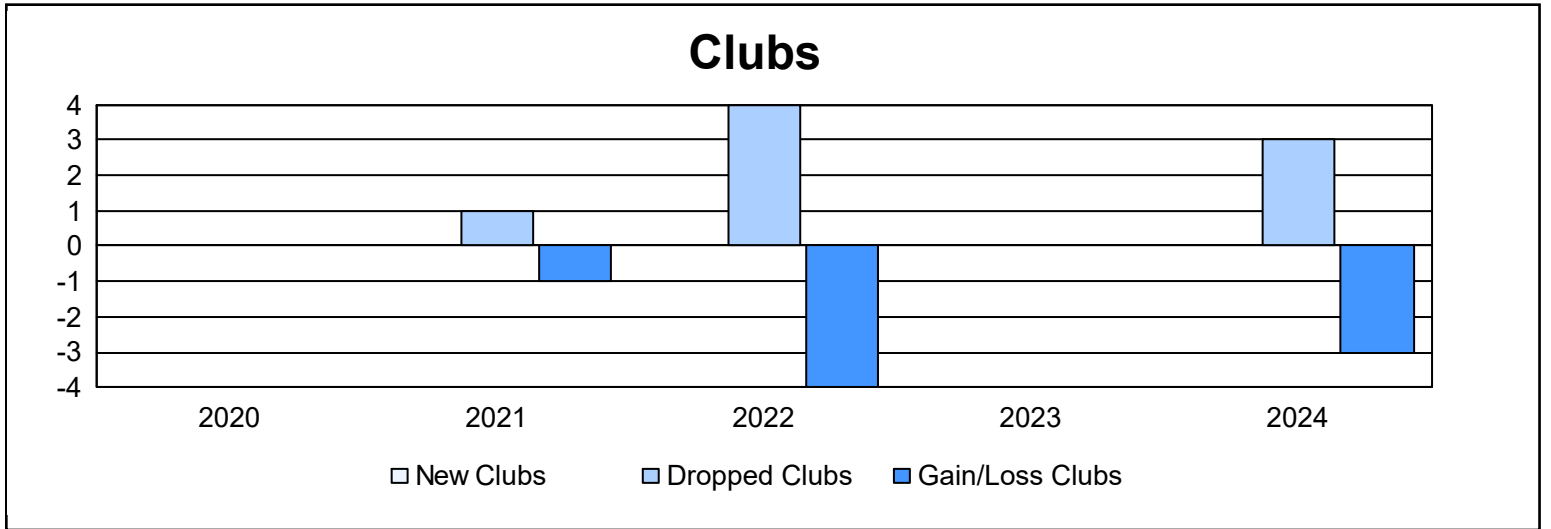
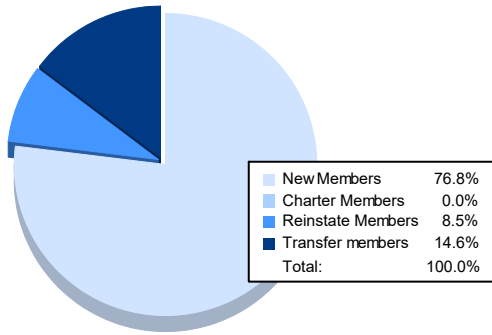


Year	New Clubs	Dropped Clubs	Gain/ Loss Clubs	New Members	Charter Members	Reinstate Members	Transfer Members	Total Member Added	Total Members Dropped	Gain/ Loss Members
2019-2020	0	0	0	55	0	0	1	56	103	-47
2020-2021	0	1	-1	62	0	2	1	65	154	-89
2021-2022	0	4	-4	97	0	4	4	105	133	-28
2022-2023	0	0	0	66	4	6	2	78	93	-15
2023-2024	0	3	-3	63	0	7	12	82	177	-95
<b>Average</b>	<b>0</b>	<b>2</b>	<b>-2</b>	<b>69</b>	<b>1</b>	<b>4</b>	<b>4</b>	<b>77</b>	<b>132</b>	<b>-55</b>



### Membership Composition June 2024 Cumulative



### Gender Composition June 2024 Cumulative

