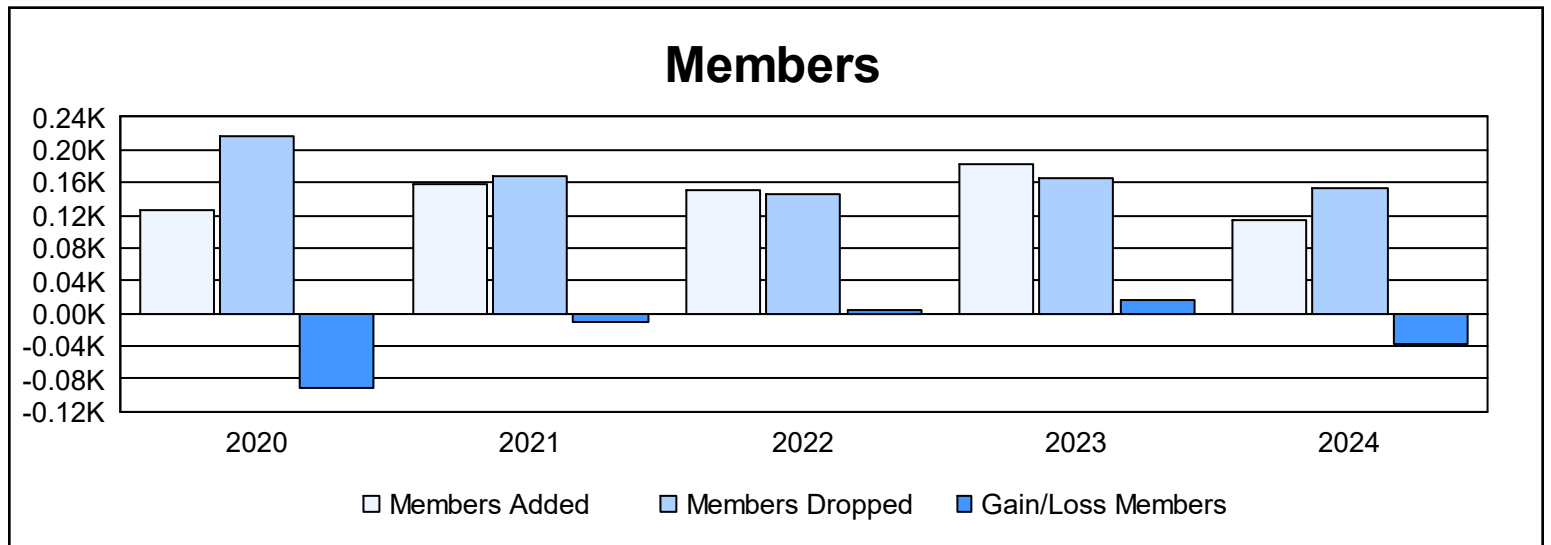
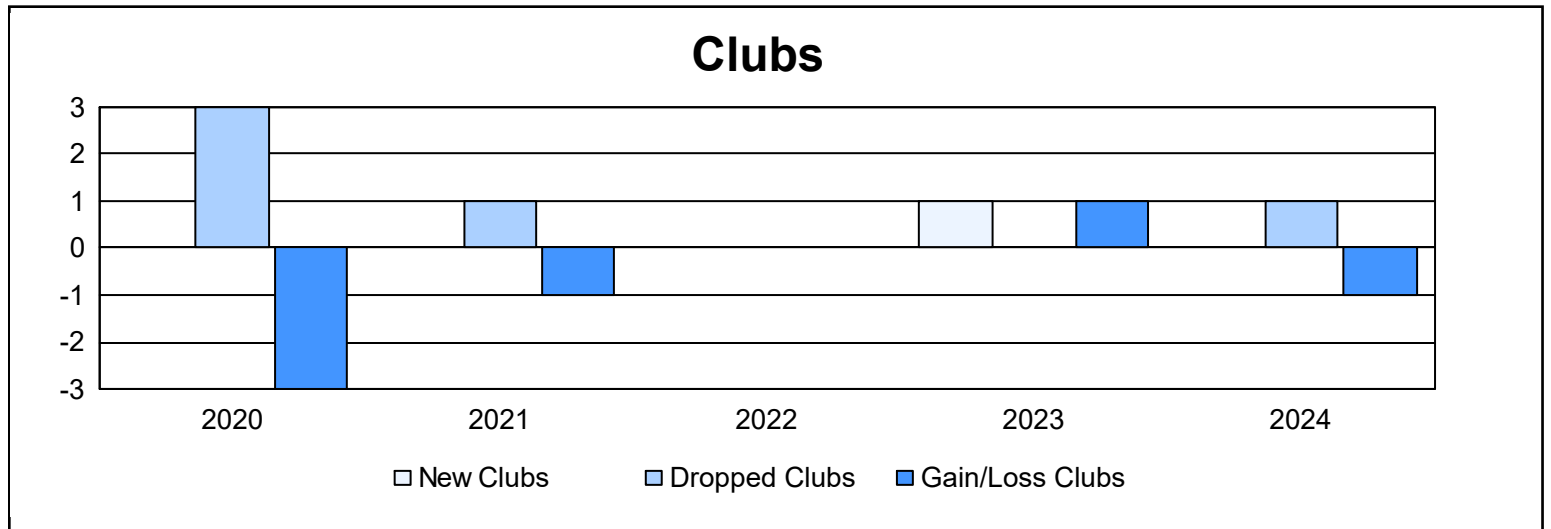
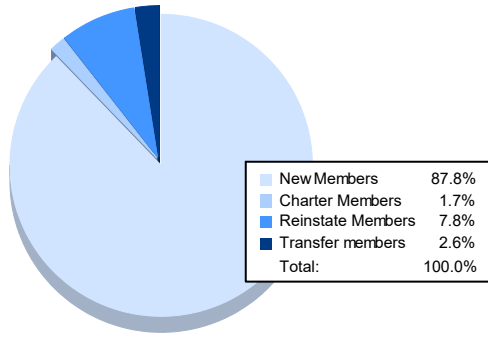


Year	New Clubs	Dropped Clubs	Gain/ Loss Clubs	New Members	Charter Members	Reinstate Members	Transfer Members	Total Member Added	Total Members Dropped	Gain/ Loss Members
2019-2020	0	3	-3	104	2	12	8	126	217	-91
2020-2021	0	1	-1	139	1	4	15	159	169	-10
2021-2022	0	0	0	133	1	10	7	151	147	4
2022-2023	1	0	1	150	24	5	4	183	166	17
2023-2024	0	1	-1	101	2	9	3	115	152	-37
<b>Average</b>	<b>0</b>	<b>1</b>	<b>-1</b>	<b>125</b>	<b>6</b>	<b>8</b>	<b>7</b>	<b>147</b>	<b>170</b>	<b>-23</b>



### Membership Composition June 2024 Cumulative



### Gender Composition June 2024 Cumulative

