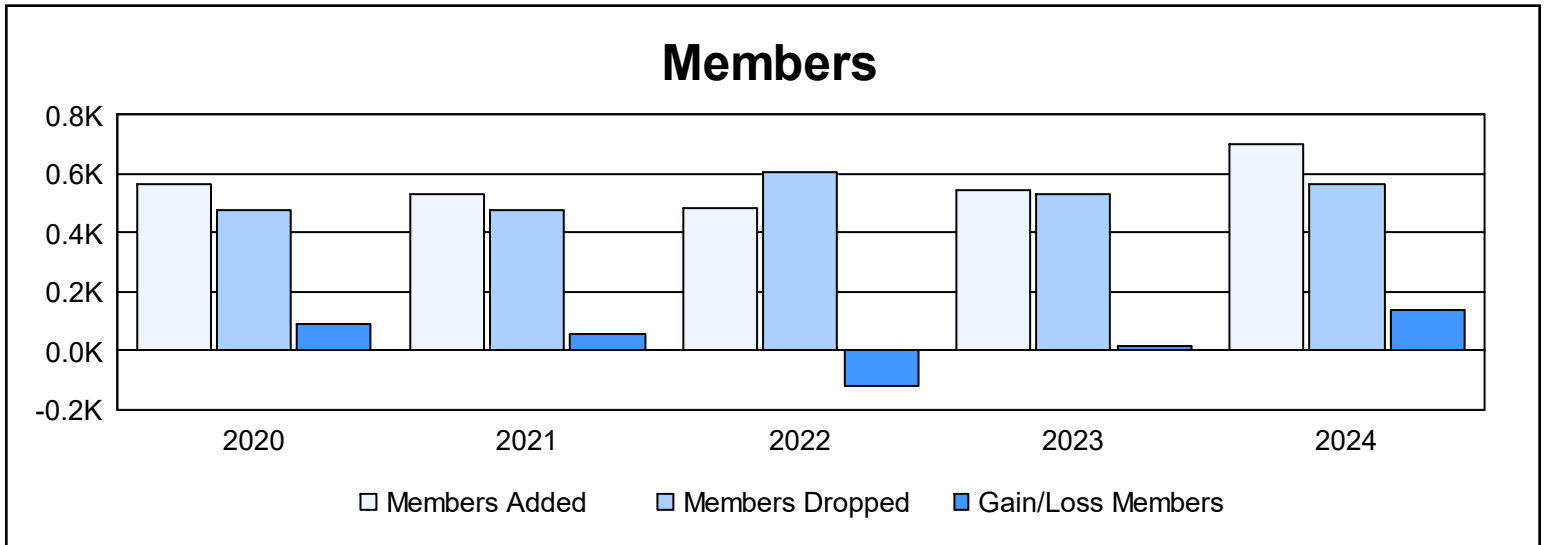
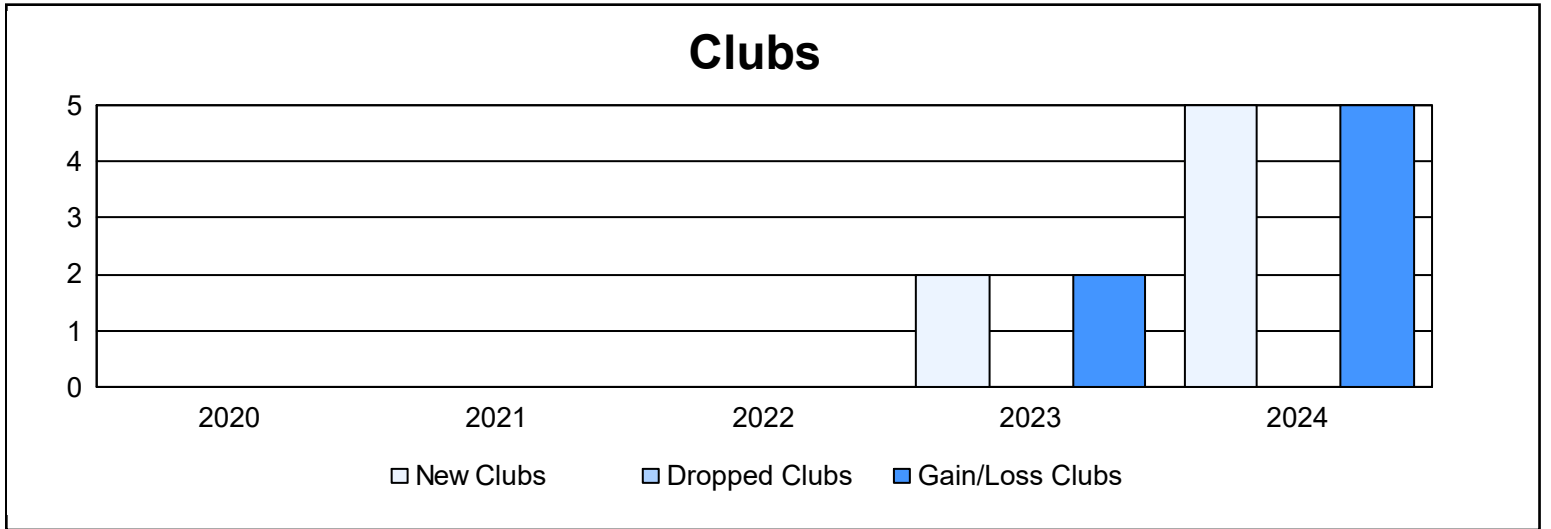
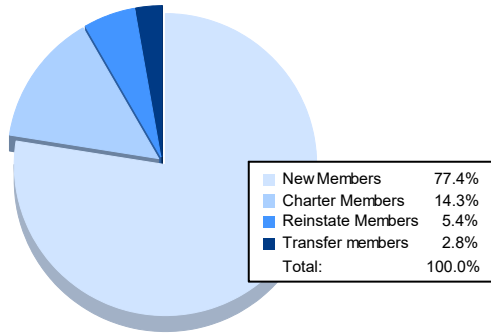


Year	New Clubs	Dropped Clubs	Gain/Loss Clubs	New Members	Charter Members	Reinstate Members	Transfer Members	Total Member Added	Total Members Dropped	Gain/Loss Members
2019-2020	0	0	0	520	8	30	10	568	480	88
2020-2021	0	0	0	486	1	33	14	534	476	58
2021-2022	0	0	0	442	4	25	15	486	604	-118
2022-2023	2	0	2	431	66	33	18	548	533	15
2023-2024	5	0	5	545	101	38	20	704	567	137
<b>Average</b>	<b>1</b>	<b>0</b>	<b>1</b>	<b>485</b>	<b>36</b>	<b>32</b>	<b>15</b>	<b>568</b>	<b>532</b>	<b>36</b>



### Membership Composition June 2024 Cumulative



### Gender Composition June 2024 Cumulative

