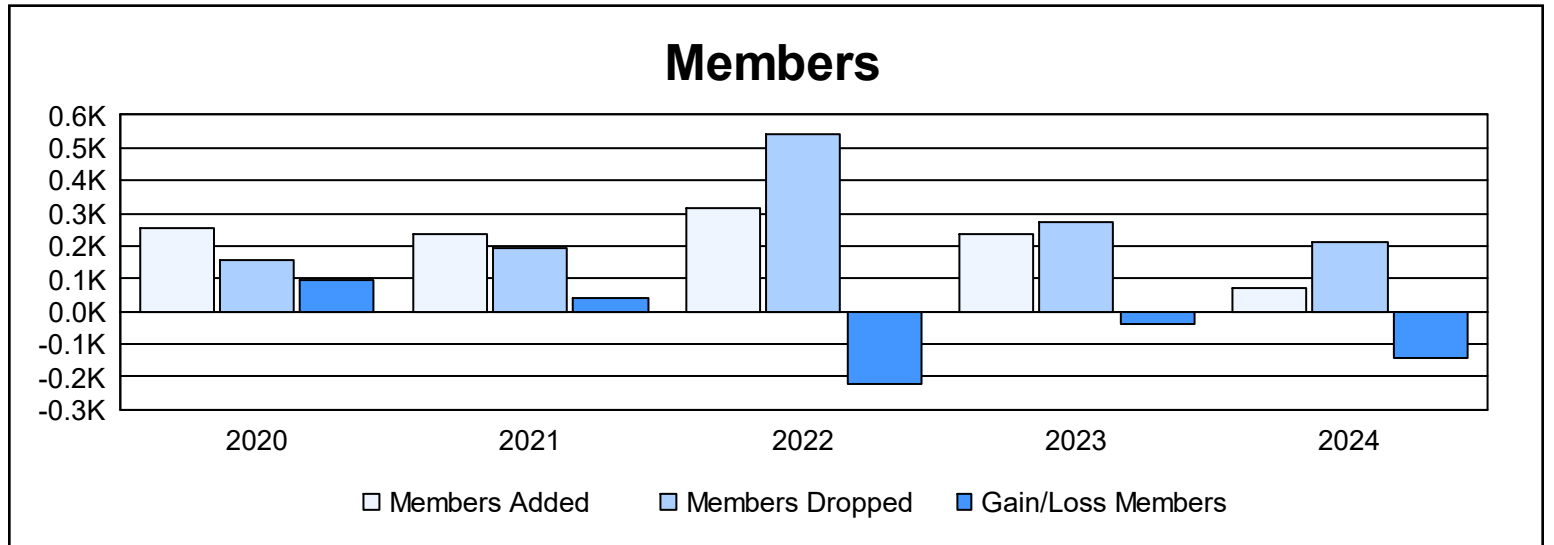
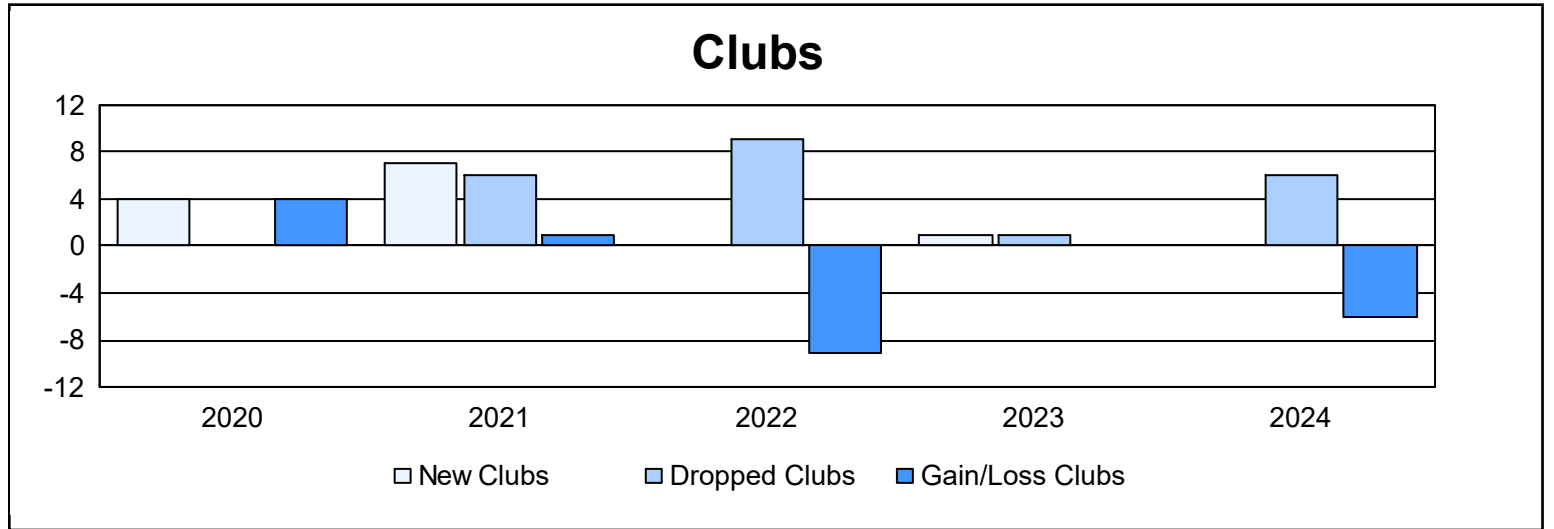
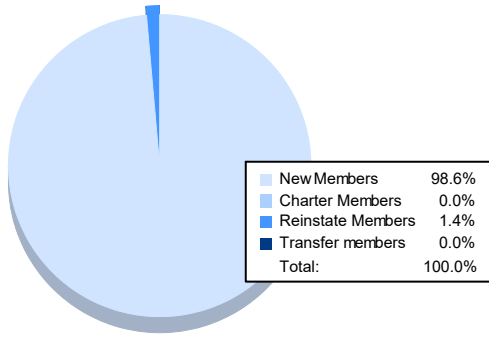


| Year | New Clubs | Dropped Clubs | Gain/ Loss Clubs | New Members | Charter Members | Reinstate Members | Transfer Members | Total Member Added | Total Members Dropped | Gain/ Loss Members |
|----------------|-----------|---------------|------------------|-------------|-----------------|-------------------|------------------|--------------------|-----------------------|--------------------|
| 2019-2020 | 4 | 0 | 4 | 165 | 87 | 3 | 1 | 256 | 159 | 97 |
| 2020-2021 | 7 | 6 | 1 | 24 | 214 | 1 | 0 | 239 | 196 | 43 |
| 2021-2022 | 0 | 9 | -9 | 17 | 93 | 205 | 3 | 318 | 539 | -221 |
| 2022-2023 | 1 | 1 | 0 | 88 | 37 | 113 | 0 | 238 | 275 | -37 |
| 2023-2024 | 0 | 6 | -6 | 71 | 0 | 1 | 0 | 72 | 212 | -140 |
| Average | 2 | 4 | -2 | 73 | 86 | 65 | 1 | 225 | 276 | -52 |



Membership Composition June 2024 Cumulative



Gender Composition June 2024 Cumulative

