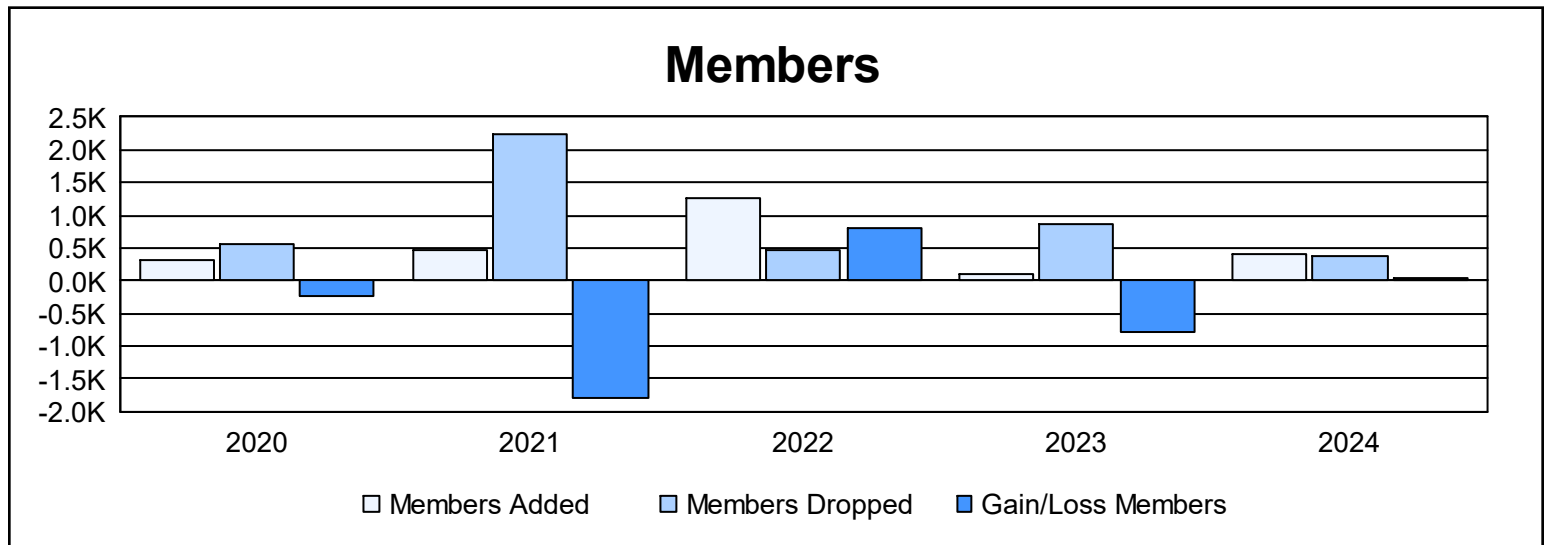
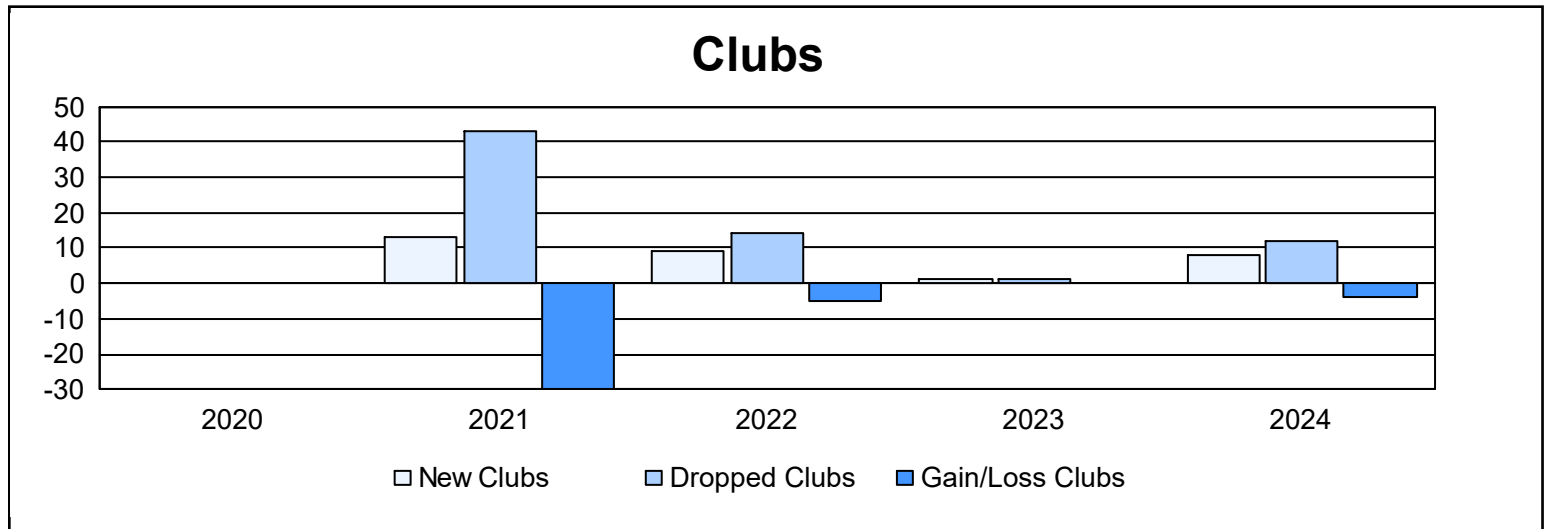
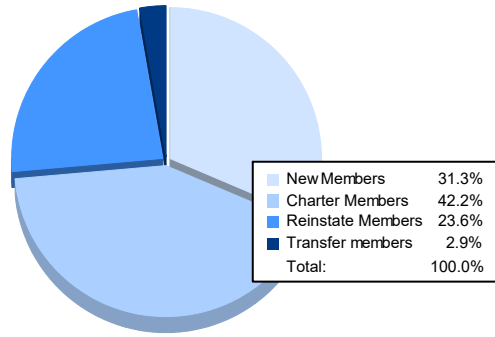


Year	New Clubs	Dropped Clubs	Gain/ Loss Clubs	New Members	Charter Members	Reinstate Members	Transfer Members	Total Member Added	Total Members Dropped	Gain/ Loss Members
2019-2020	0	0	0	187	44	7	85	323	561	-238
2020-2021	13	43	-30	95	333	1	26	455	2,250	-1,795
2021-2022	9	14	-5	556	530	32	155	1,273	455	818
2022-2023	1	1	0	25	28	35	4	92	869	-777
2023-2024	8	12	-4	131	177	99	12	419	385	34
<b>Average</b>	<b>6</b>	<b>14</b>	<b>-8</b>	<b>199</b>	<b>222</b>	<b>35</b>	<b>56</b>	<b>512</b>	<b>904</b>	<b>-392</b>



### Membership Composition June 2024 Cumulative



### Gender Composition June 2024 Cumulative

