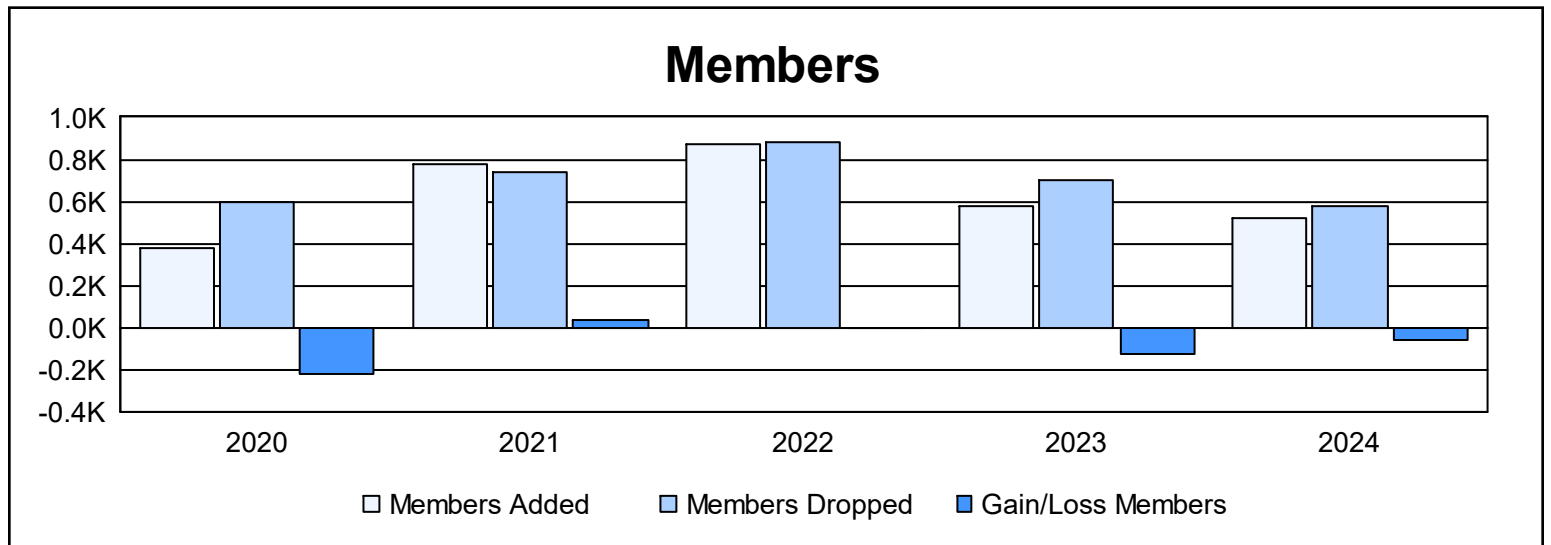
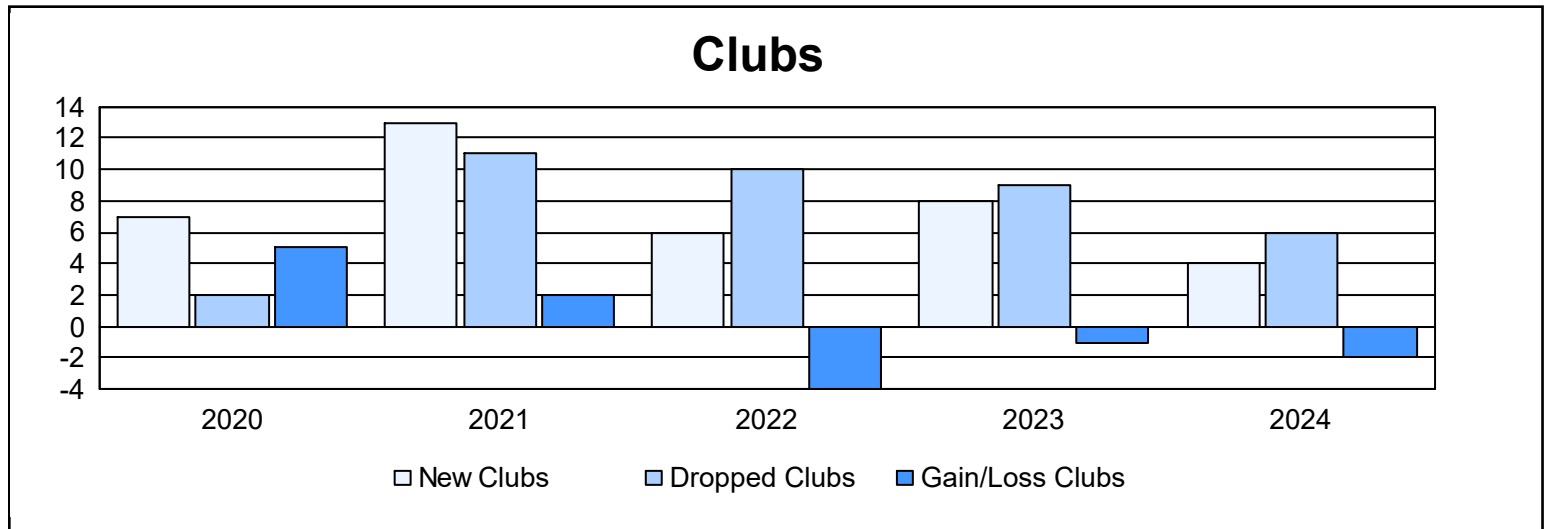
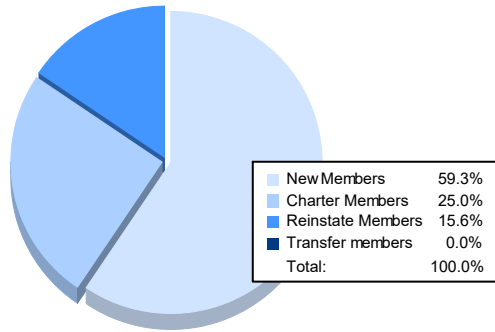


Year	New Clubs	Dropped Clubs	Gain/ Loss Clubs	New Members	Charter Members	Reinstate Members	Transfer Members	Total Member Added	Total Members Dropped	Gain/ Loss Members
2019-2020	7	2	5	158	169	48	4	379	599	-220
2020-2021	13	11	2	262	373	110	30	775	737	38
2021-2022	6	10	-4	382	339	147	6	874	879	-5
2022-2023	8	9	-1	263	273	35	2	573	697	-124
2023-2024	4	6	-2	308	130	81	0	519	577	-58
<b>Average</b>	<b>8</b>	<b>8</b>	<b>0</b>	<b>275</b>	<b>257</b>	<b>84</b>	<b>8</b>	<b>624</b>	<b>698</b>	<b>-74</b>



### Membership Composition June 2024 Cumulative



### Gender Composition June 2024 Cumulative

