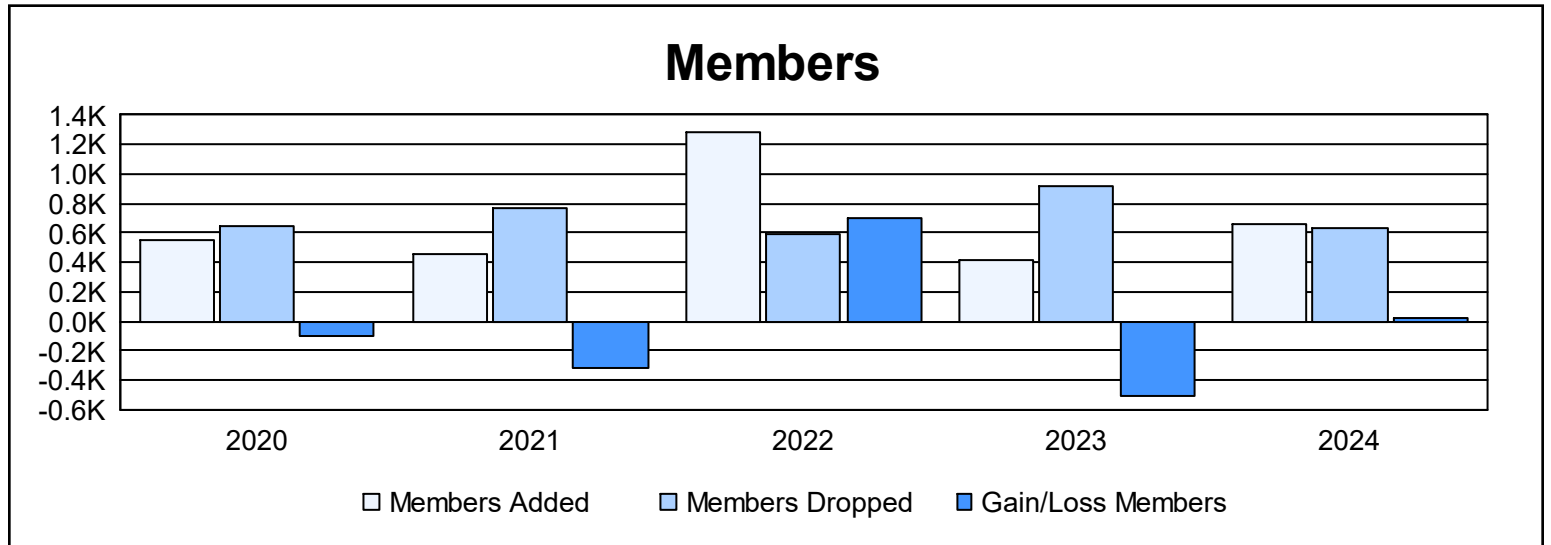
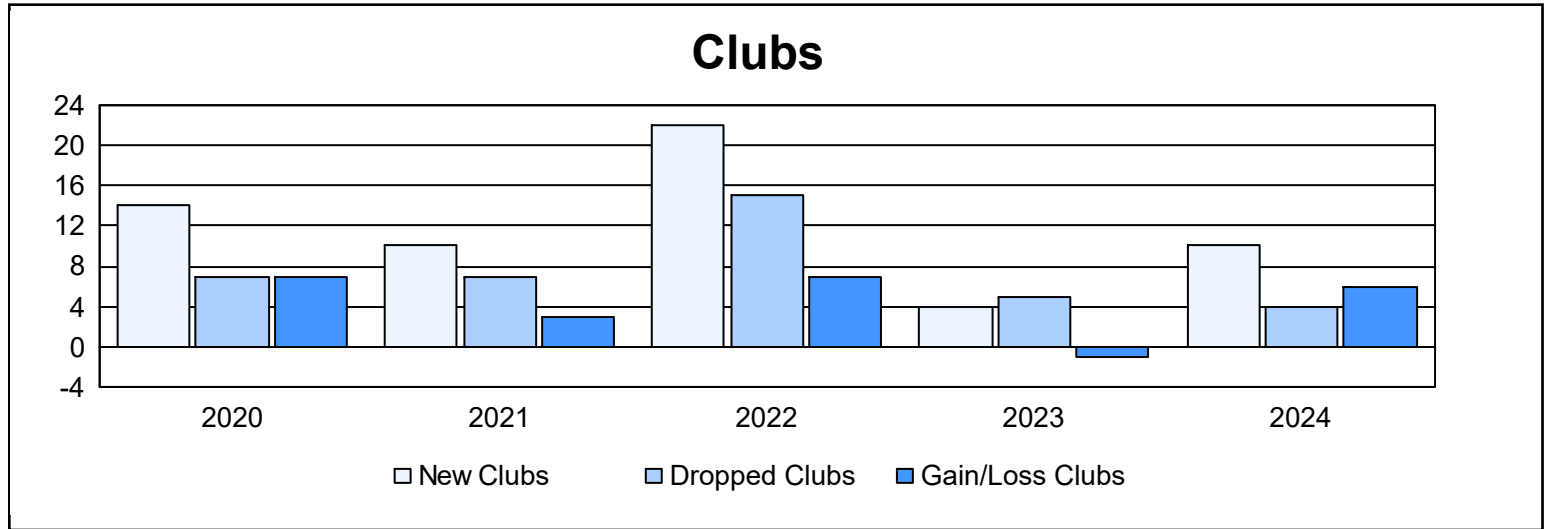
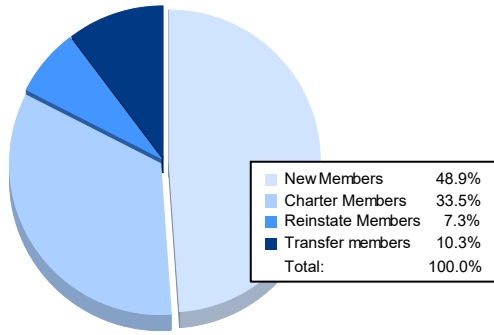


Year	New Clubs	Dropped Clubs	Gain/ Loss Clubs	New Members	Charter Members	Reinstate Members	Transfer Members	Total Member Added	Total Members Dropped	Gain/ Loss Members
2019-2020	14	7	7	244	233	46	34	557	651	-94
2020-2021	10	7	3	228	194	26	11	459	771	-312
2021-2022	22	15	7	532	709	29	15	1,285	586	699
2022-2023	4	5	-1	251	118	22	27	418	922	-504
2023-2024	10	4	6	324	222	48	68	662	635	27
<b>Average</b>	<b>12</b>	<b>8</b>	<b>4</b>	<b>316</b>	<b>295</b>	<b>34</b>	<b>31</b>	<b>676</b>	<b>713</b>	<b>-37</b>



### Membership Composition June 2024 Cumulative



### Gender Composition June 2024 Cumulative

