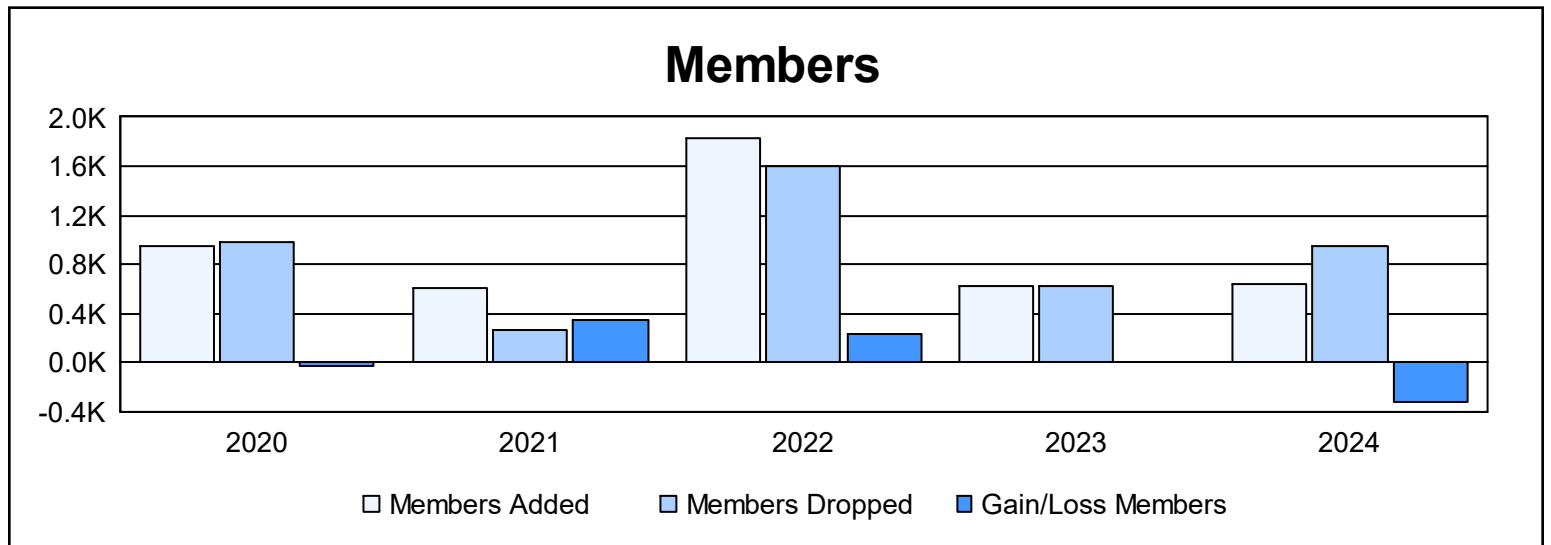
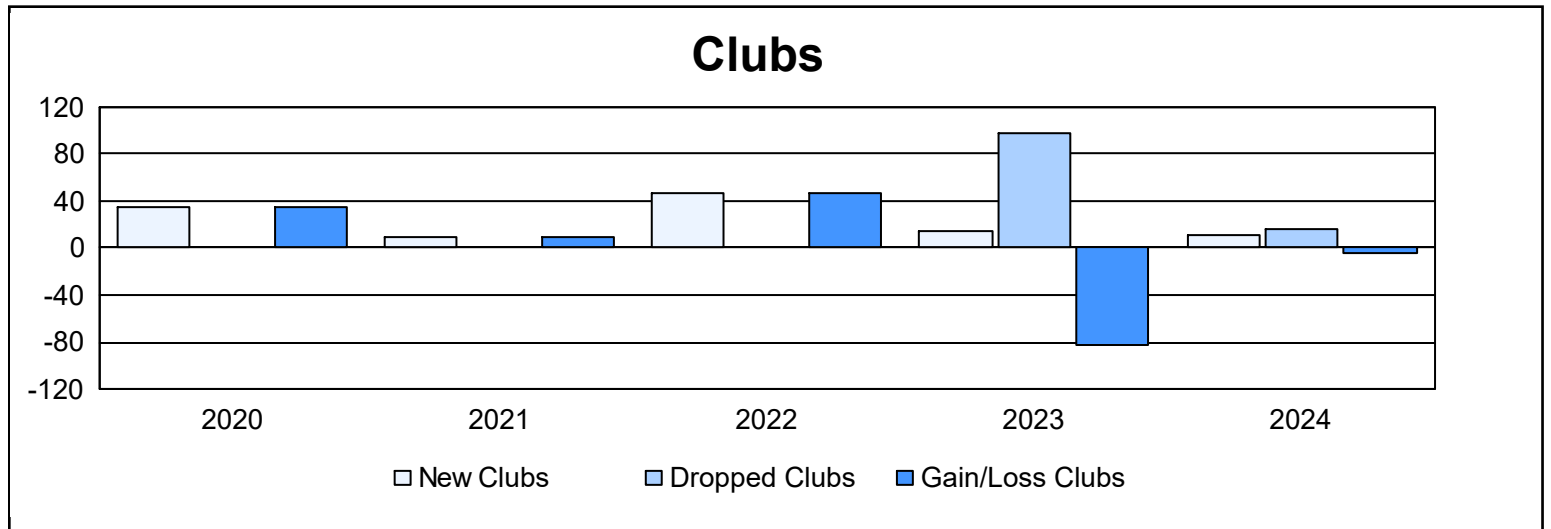
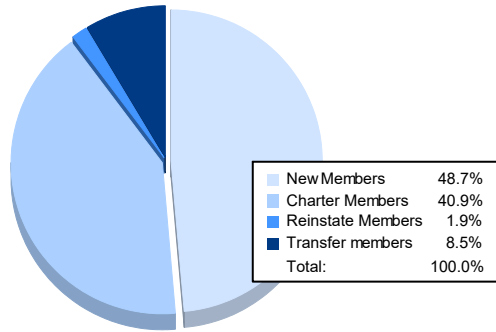


Year	New Clubs	Dropped Clubs	Gain/ Loss Clubs	New Members	Charter Members	Reinstate Members	Transfer Members	Total Member Added	Total Members Dropped	Gain/ Loss Members
2019-2020	35	0	35	215	725	6	5	951	977	-26
2020-2021	9	0	9	394	206	9	1	610	269	341
2021-2022	47	0	47	781	1,021	18	9	1,829	1,596	233
2022-2023	14	97	-83	239	379	5	5	628	628	0
2023-2024	11	16	-5	309	260	12	54	635	952	-317
<b>Average</b>	<b>23</b>	<b>23</b>	<b>1</b>	<b>388</b>	<b>518</b>	<b>10</b>	<b>15</b>	<b>931</b>	<b>884</b>	<b>46</b>



### Membership Composition June 2024 Cumulative



### Gender Composition June 2024 Cumulative

