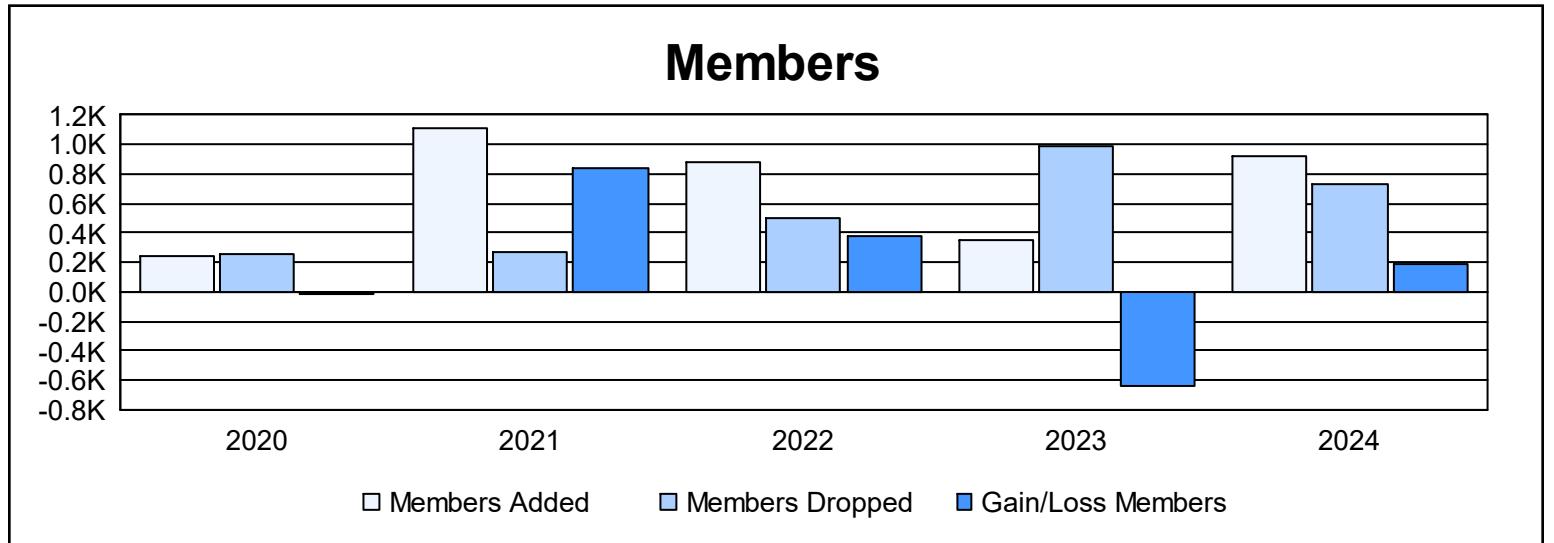
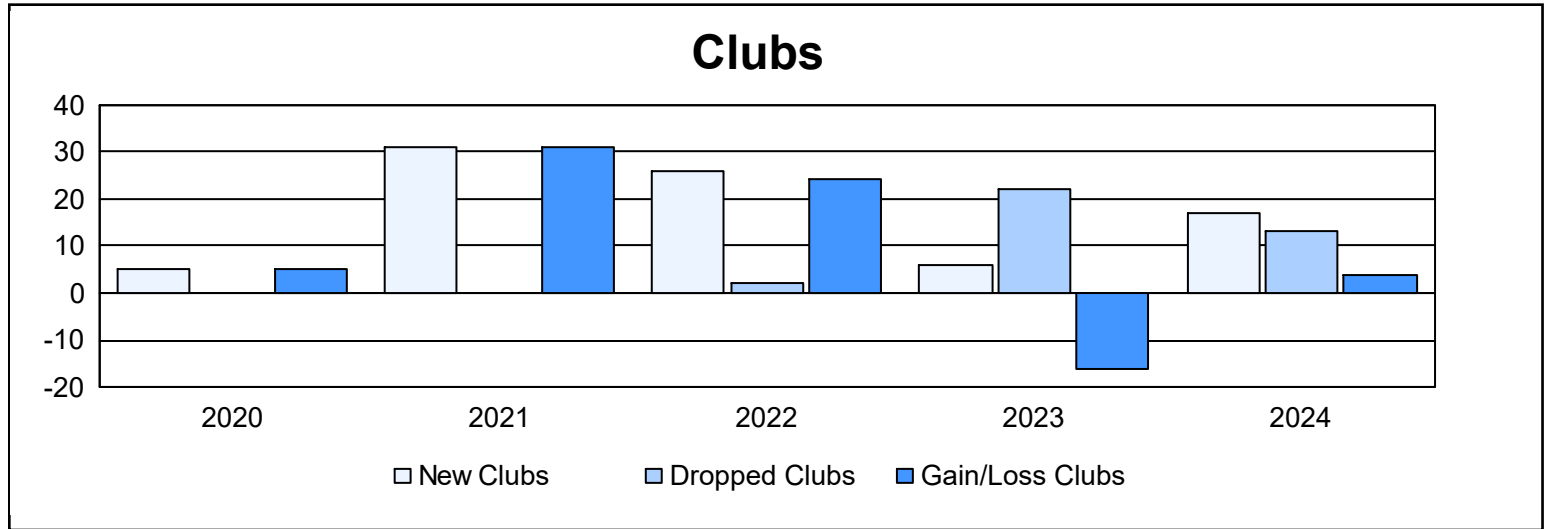
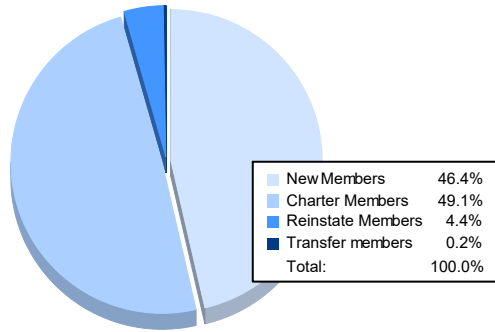


| Year | New Clubs | Dropped Clubs | Gain/ Loss Clubs | New Members | Charter Members | Reinstate Members | Transfer Members | Total Member Added | Total Members Dropped | Gain/ Loss Members |
|----------------|-----------|---------------|------------------|-------------|-----------------|-------------------|------------------|--------------------|-----------------------|--------------------|
| 2019-2020 | 5 | 0 | 5 | 102 | 122 | 12 | 2 | 238 | 252 | -14 |
| 2020-2021 | 31 | 0 | 31 | 383 | 718 | 6 | 2 | 1,109 | 265 | 844 |
| 2021-2022 | 26 | 2 | 24 | 324 | 554 | 8 | 1 | 887 | 502 | 385 |
| 2022-2023 | 6 | 22 | -16 | 150 | 175 | 19 | 5 | 349 | 984 | -635 |
| 2023-2024 | 17 | 13 | 4 | 426 | 451 | 40 | 2 | 919 | 731 | 188 |
| Average | 17 | 7 | 10 | 277 | 404 | 17 | 2 | 700 | 547 | 154 |



Membership Composition June 2024 Cumulative



Gender Composition June 2024 Cumulative

