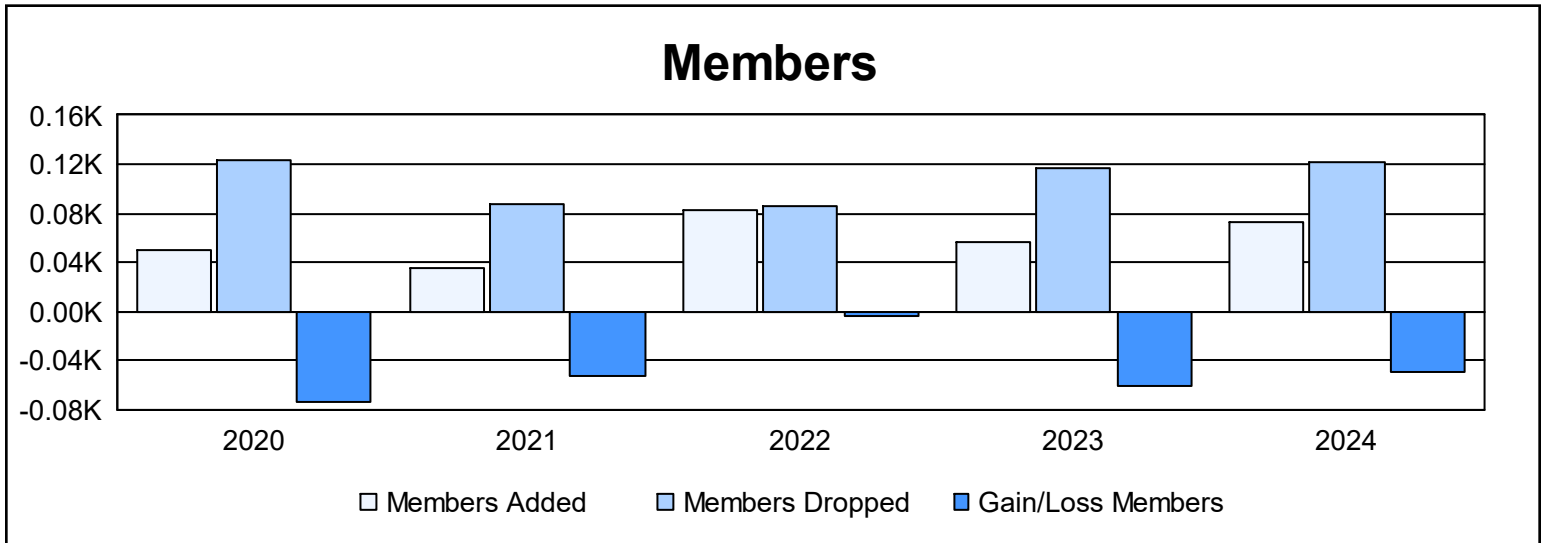
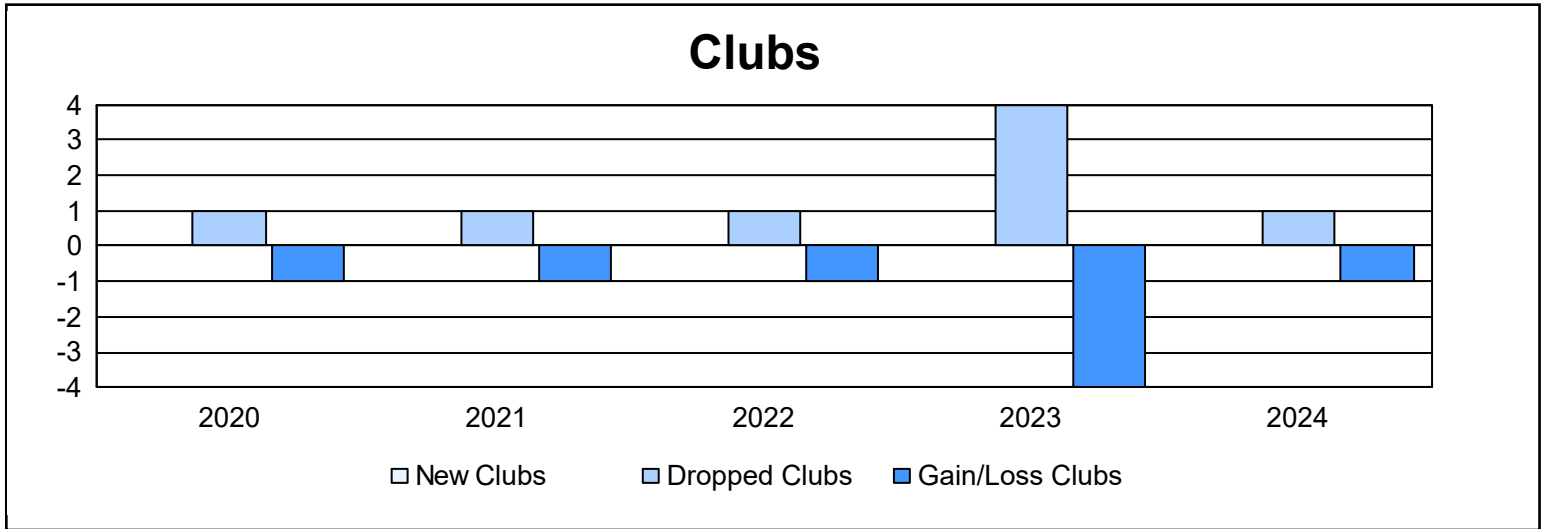
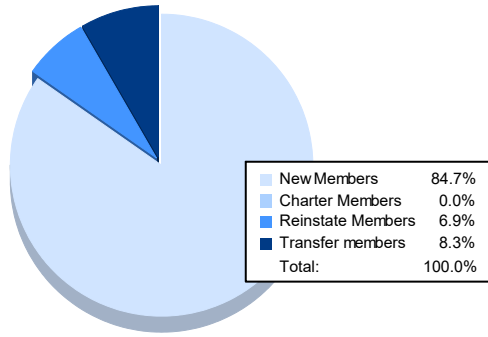


Year	New Clubs	Dropped Clubs	Gain/ Loss Clubs	New Members	Charter Members	Reinstate Members	Transfer Members	Total Member Added	Total Members Dropped	Gain/ Loss Members
2019-2020	0	1	-1	48	0	2	0	50	123	-73
2020-2021	0	1	-1	31	0	3	1	35	87	-52
2021-2022	0	1	-1	81	0	0	1	82	86	-4
2022-2023	0	4	-4	51	0	2	3	56	117	-61
2023-2024	0	1	-1	61	0	5	6	72	121	-49
<b>Average</b>	<b>0</b>	<b>2</b>	<b>-2</b>	<b>54</b>	<b>0</b>	<b>2</b>	<b>2</b>	<b>59</b>	<b>107</b>	<b>-48</b>



### Membership Composition June 2024 Cumulative



### Gender Composition June 2024 Cumulative

