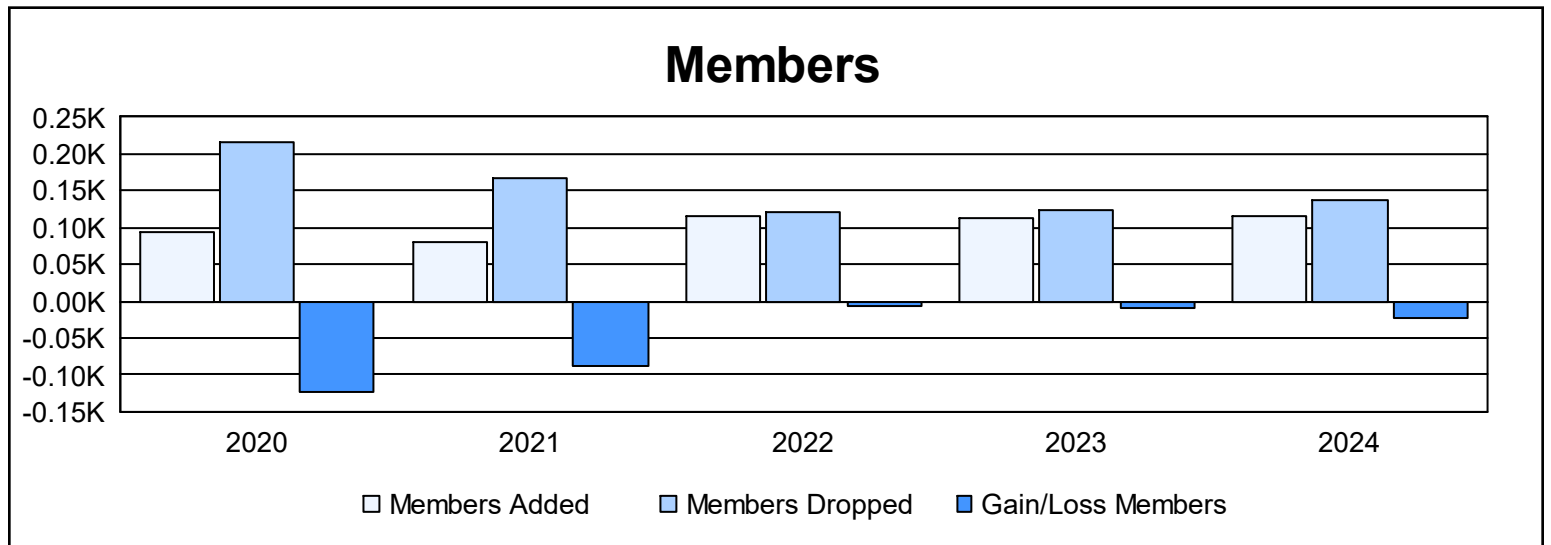
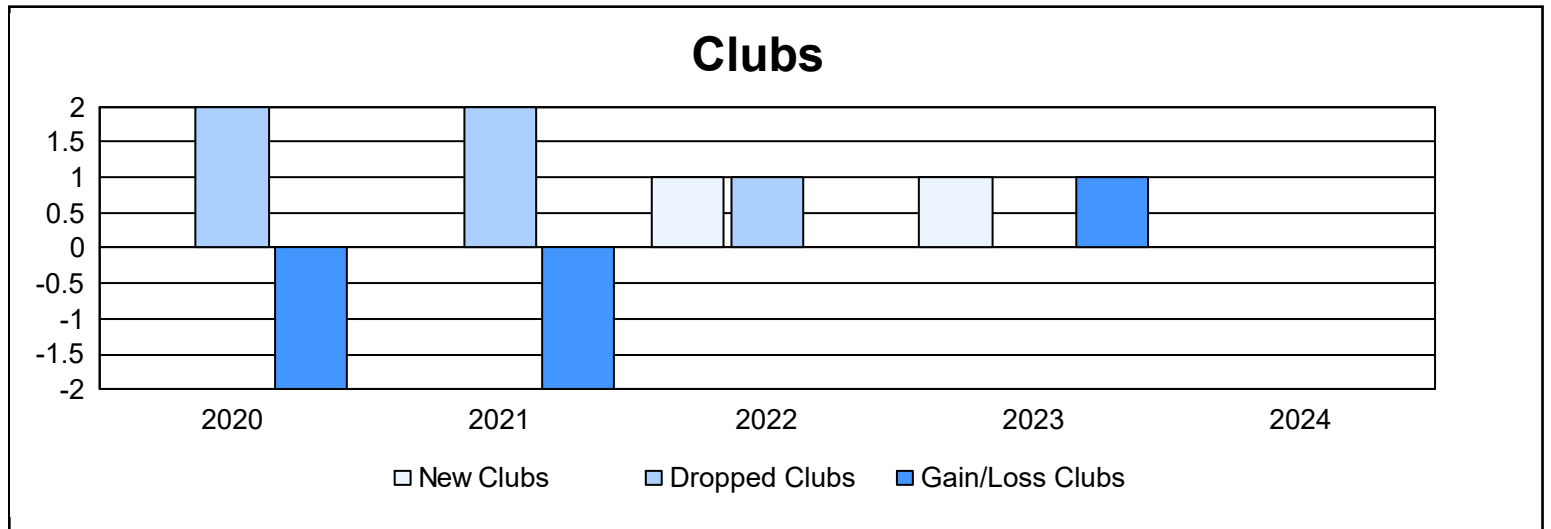
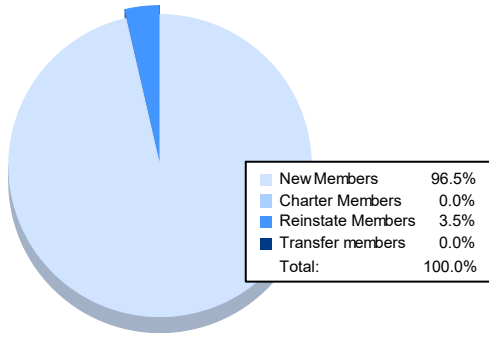


Year	New Clubs	Dropped Clubs	Gain/ Loss Clubs	New Members	Charter Members	Reinstate Members	Transfer Members	Total Member Added	Total Members Dropped	Gain/ Loss Members
2019-2020	0	2	-2	88	0	0	5	93	215	-122
2020-2021	0	2	-2	72	3	4	1	80	168	-88
2021-2022	1	1	0	84	30	0	1	115	122	-7
2022-2023	1	0	1	81	28	3	1	113	123	-10
2023-2024	0	0	0	111	0	4	0	115	137	-22
<b>Average</b>	<b>0</b>	<b>1</b>	<b>-1</b>	<b>87</b>	<b>12</b>	<b>2</b>	<b>2</b>	<b>103</b>	<b>153</b>	<b>-50</b>



### Membership Composition June 2024 Cumulative



### Gender Composition June 2024 Cumulative

