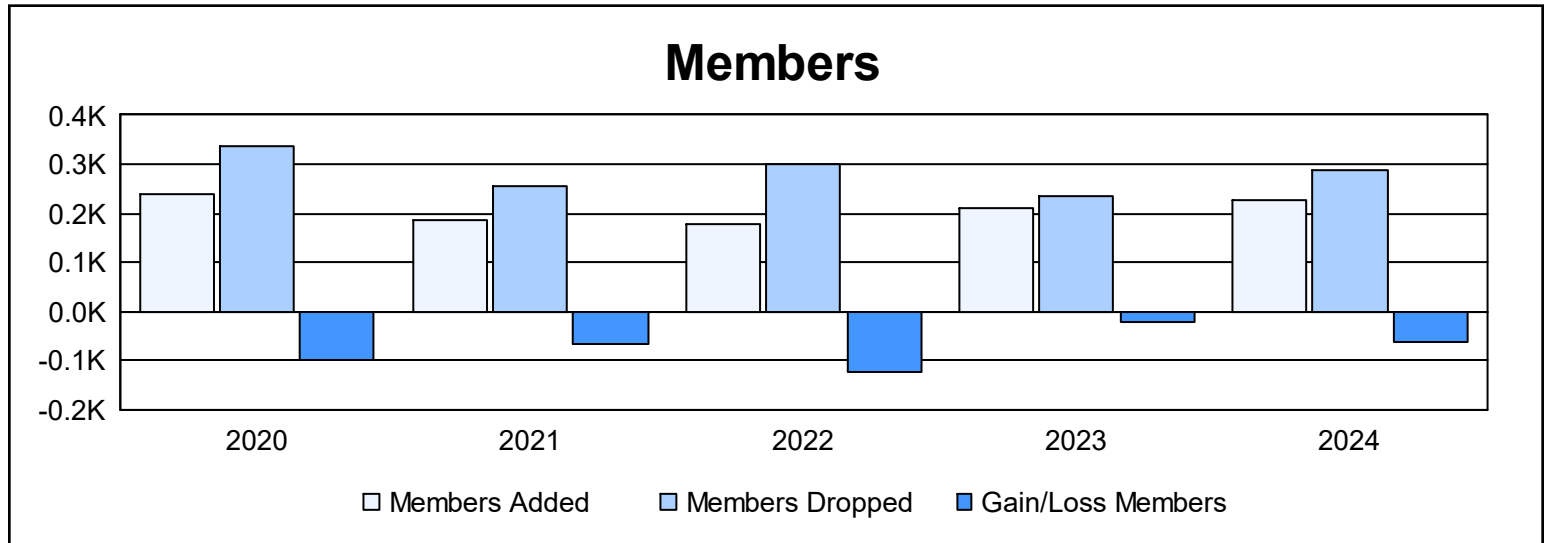
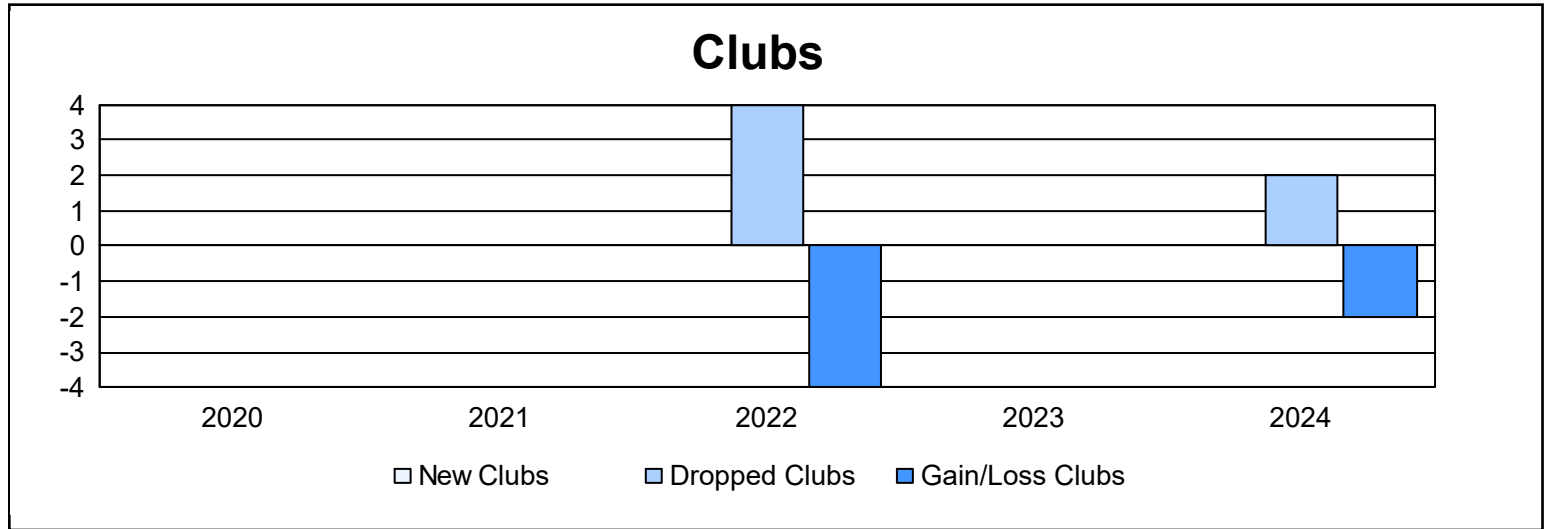
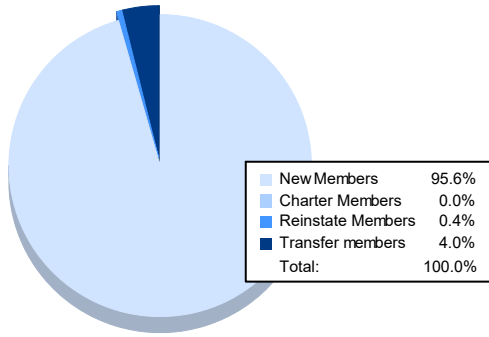


Year	New Clubs	Dropped Clubs	Gain/ Loss Clubs	New Members	Charter Members	Reinstate Members	Transfer Members	Total Member Added	Total Members Dropped	Gain/ Loss Members
2019-2020	0	0	0	231	0	2	5	238	336	-98
2020-2021	0	0	0	179	0	4	5	188	255	-67
2021-2022	0	4	-4	157	2	3	15	177	301	-124
2022-2023	0	0	0	207	0	2	3	212	235	-23
2023-2024	0	2	-2	215	0	1	9	225	287	-62
<b>Average</b>	<b>0</b>	<b>1</b>	<b>-1</b>	<b>198</b>	<b>0</b>	<b>2</b>	<b>7</b>	<b>208</b>	<b>283</b>	<b>-75</b>



### Membership Composition June 2024 Cumulative



### Gender Composition June 2024 Cumulative

