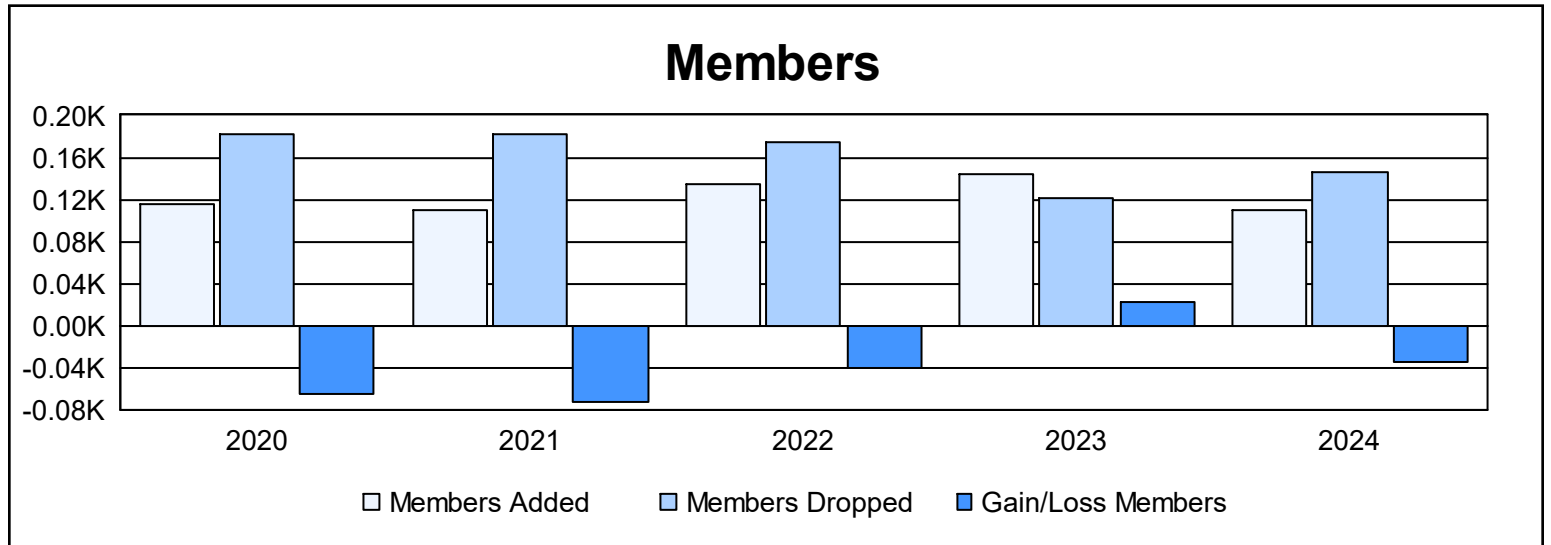
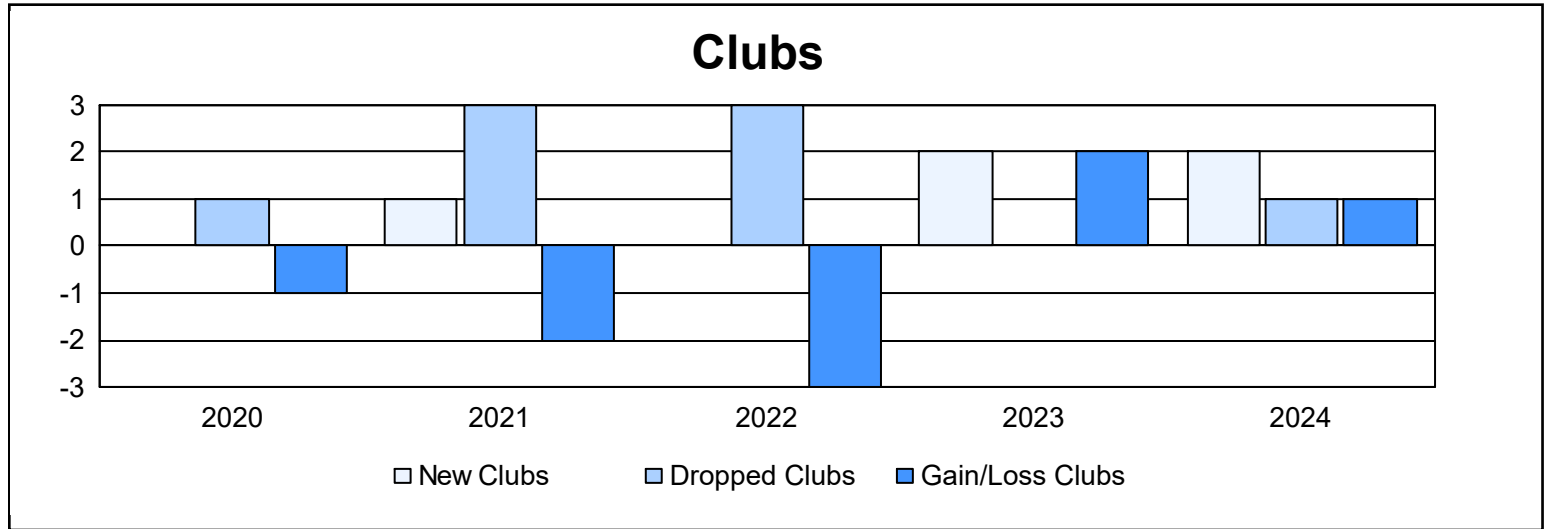
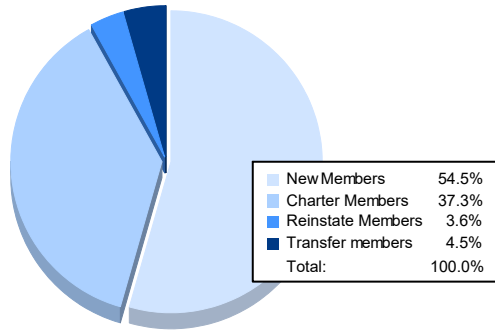


Year	New Clubs	Dropped Clubs	Gain/ Loss Clubs	New Members	Charter Members	Reinstate Members	Transfer Members	Total Member Added	Total Members Dropped	Gain/ Loss Members
2019-2020	0	1	-1	96	8	5	6	115	181	-66
2020-2021	1	3	-2	63	33	3	10	109	182	-73
2021-2022	0	3	-3	125	1	2	6	134	174	-40
2022-2023	2	0	2	105	34	4	0	143	121	22
2023-2024	2	1	1	60	41	4	5	110	145	-35
<b>Average</b>	<b>1</b>	<b>2</b>	<b>-1</b>	<b>90</b>	<b>23</b>	<b>4</b>	<b>5</b>	<b>122</b>	<b>161</b>	<b>-38</b>



### Membership Composition June 2024 Cumulative



### Gender Composition June 2024 Cumulative

