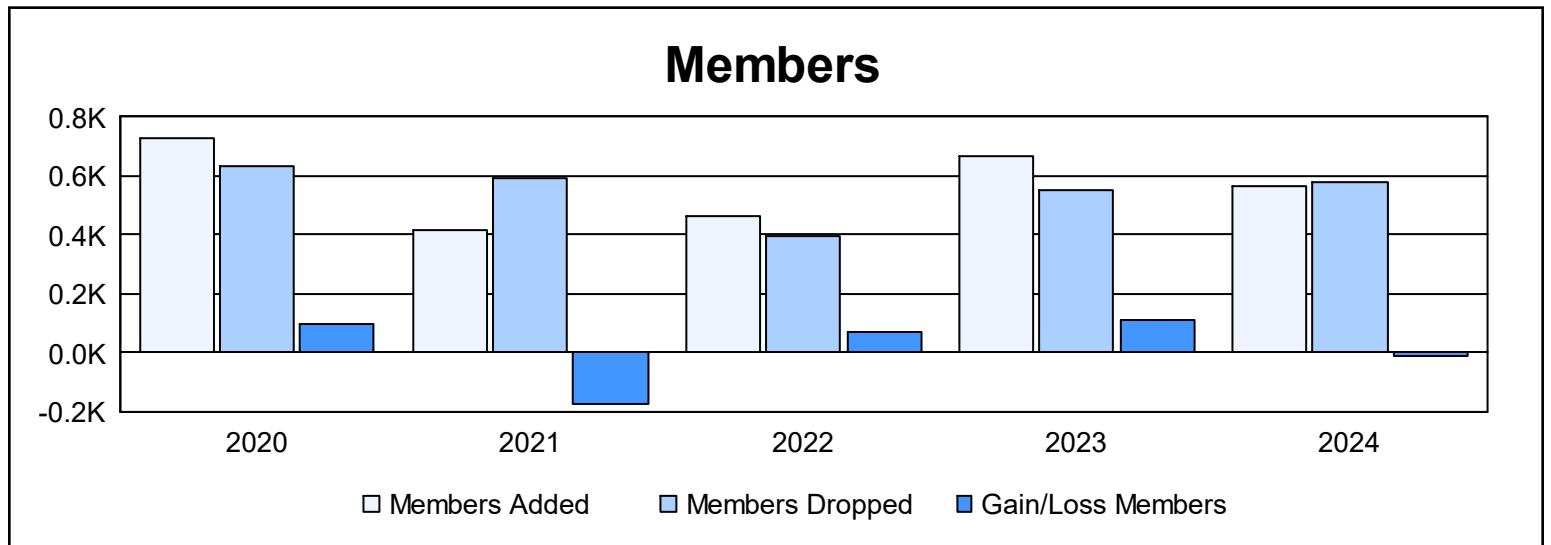
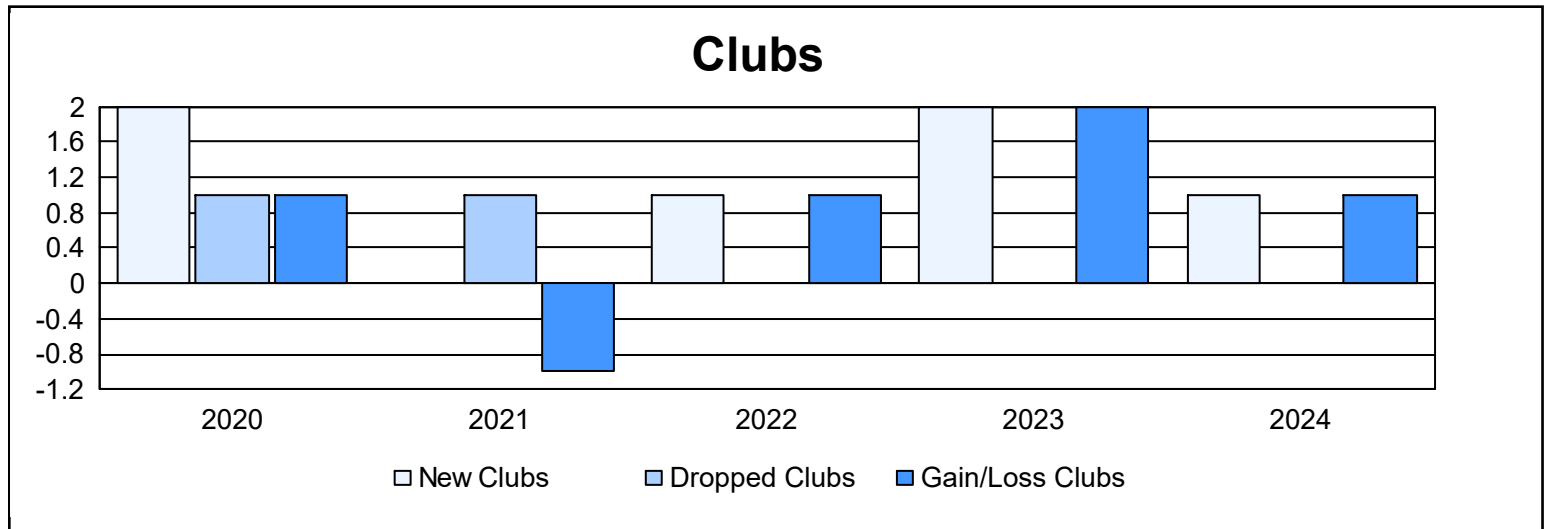
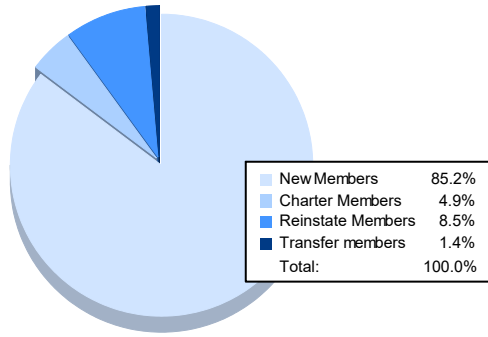


Year	New Clubs	Dropped Clubs	Gain/ Loss Clubs	New Members	Charter Members	Reinstate Members	Transfer Members	Total Member Added	Total Members Dropped	Gain/ Loss Members
2019-2020	2	1	1	633	68	20	10	731	632	99
2020-2021	0	1	-1	394	2	19	1	416	593	-177
2021-2022	1	0	1	408	37	14	5	464	394	70
2022-2023	2	0	2	538	84	39	5	666	555	111
2023-2024	1	0	1	483	28	48	8	567	580	-13
<b>Average</b>	<b>1</b>	<b>0</b>	<b>1</b>	<b>491</b>	<b>44</b>	<b>28</b>	<b>6</b>	<b>569</b>	<b>551</b>	<b>18</b>



### Membership Composition June 2024 Cumulative



### Gender Composition June 2024 Cumulative

