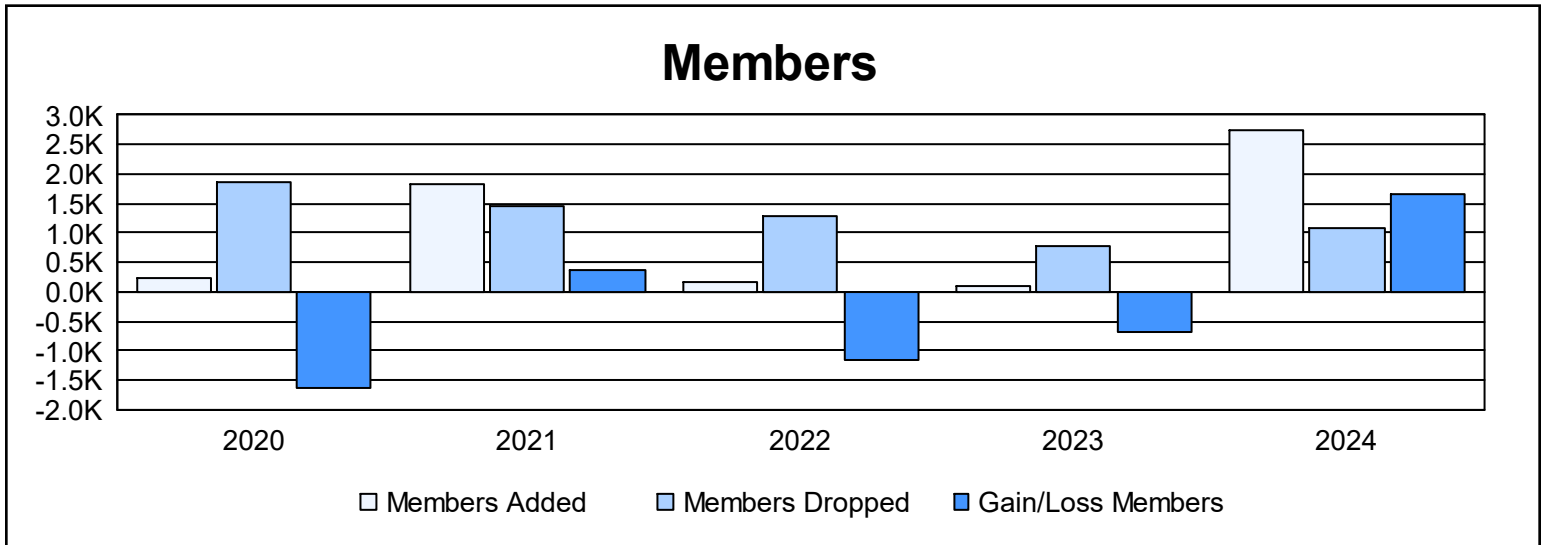
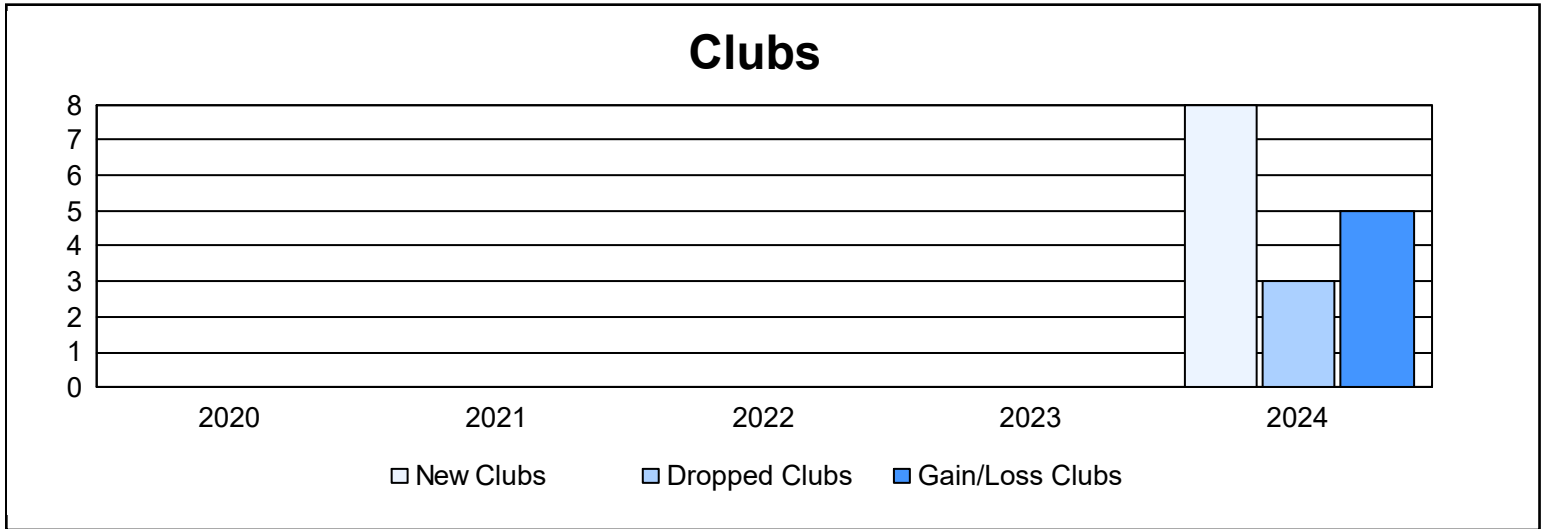
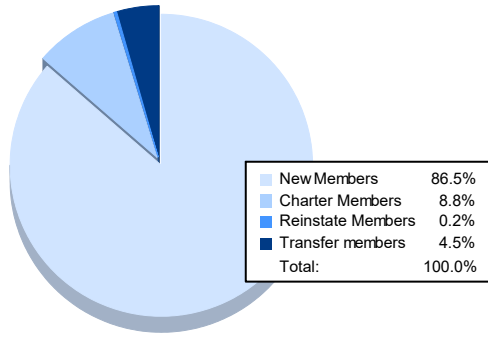


| Year | New Clubs | Dropped Clubs | Gain/Loss Clubs | New Members | Charter Members | Reinstate Members | Transfer Members | Total Member Added | Total Members Dropped | Gain/Loss Members |
|----------------|-----------|---------------|-----------------|-------------|-----------------|-------------------|------------------|--------------------|-----------------------|-------------------|
| 2019-2020 | 0 | 0 | 0 | 2 | 83 | 6 | 154 | 245 | 1,867 | -1,622 |
| 2020-2021 | 0 | 0 | 0 | 1,629 | 46 | 11 | 140 | 1,826 | 1,455 | 371 |
| 2021-2022 | 0 | 0 | 0 | 6 | 59 | 15 | 71 | 151 | 1,293 | -1,142 |
| 2022-2023 | 0 | 0 | 0 | 6 | 35 | 0 | 58 | 99 | 779 | -680 |
| 2023-2024 | 8 | 3 | 5 | 2,360 | 239 | 6 | 123 | 2,728 | 1,075 | 1,653 |
| Average | 2 | 1 | 1 | 801 | 92 | 8 | 109 | 1,010 | 1,294 | -284 |



Membership Composition June 2024 Cumulative



Gender Composition June 2024 Cumulative

