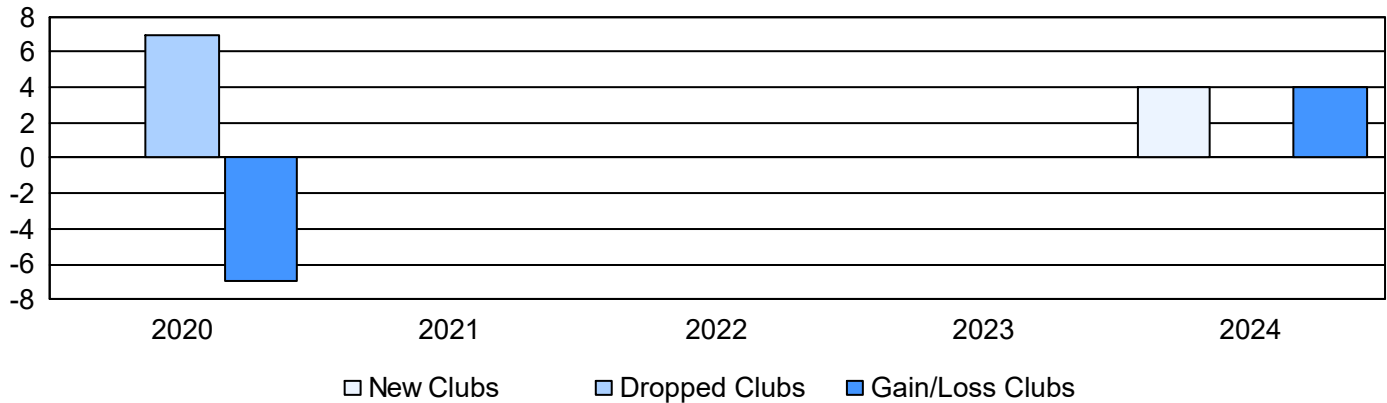
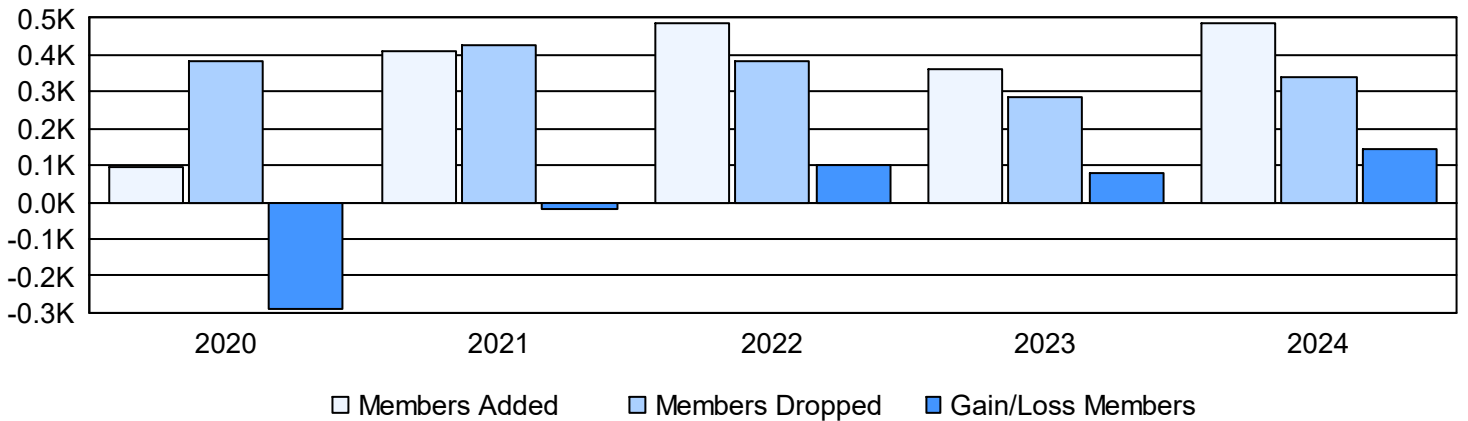


| Year | New Clubs | Dropped Clubs | Gain/ Loss Clubs | New Members | Charter Members | Reinstate Members | Transfer Members | Total Member Added | Total Members Dropped | Gain/ Loss Members |
|----------------|-----------|---------------|------------------|-------------|-----------------|-------------------|------------------|--------------------|-----------------------|--------------------|
| 2019-2020 | 0 | 7 | -7 | 0 | 44 | 49 | 3 | 96 | 384 | -288 |
| 2020-2021 | 0 | 0 | 0 | 278 | 49 | 47 | 34 | 408 | 426 | -18 |
| 2021-2022 | 0 | 0 | 0 | 282 | 76 | 71 | 55 | 484 | 384 | 100 |
| 2022-2023 | 0 | 0 | 0 | 266 | 38 | 14 | 46 | 364 | 285 | 79 |
| 2023-2024 | 4 | 0 | 4 | 303 | 114 | 50 | 19 | 486 | 340 | 146 |
| Average | 1 | 1 | -1 | 226 | 64 | 46 | 31 | 368 | 364 | 4 |

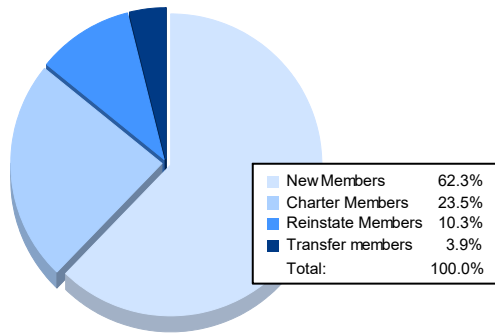
Clubs



Members



Membership Composition June 2024 Cumulative



Gender Composition June 2024 Cumulative

