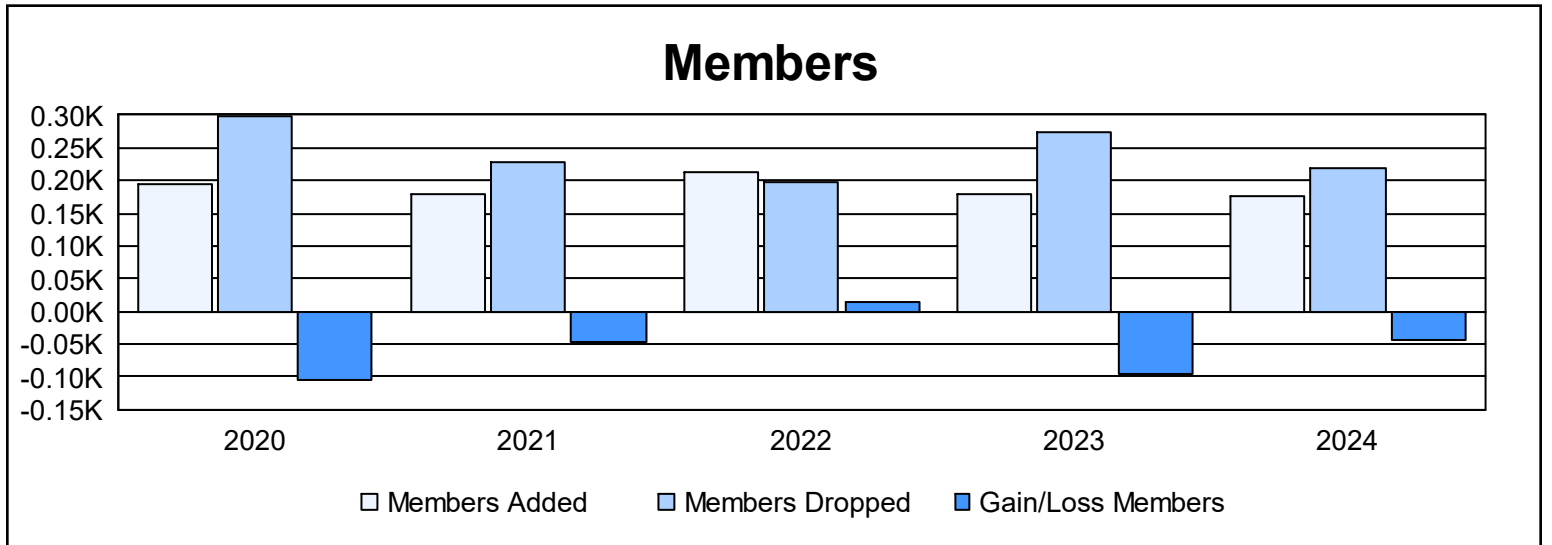
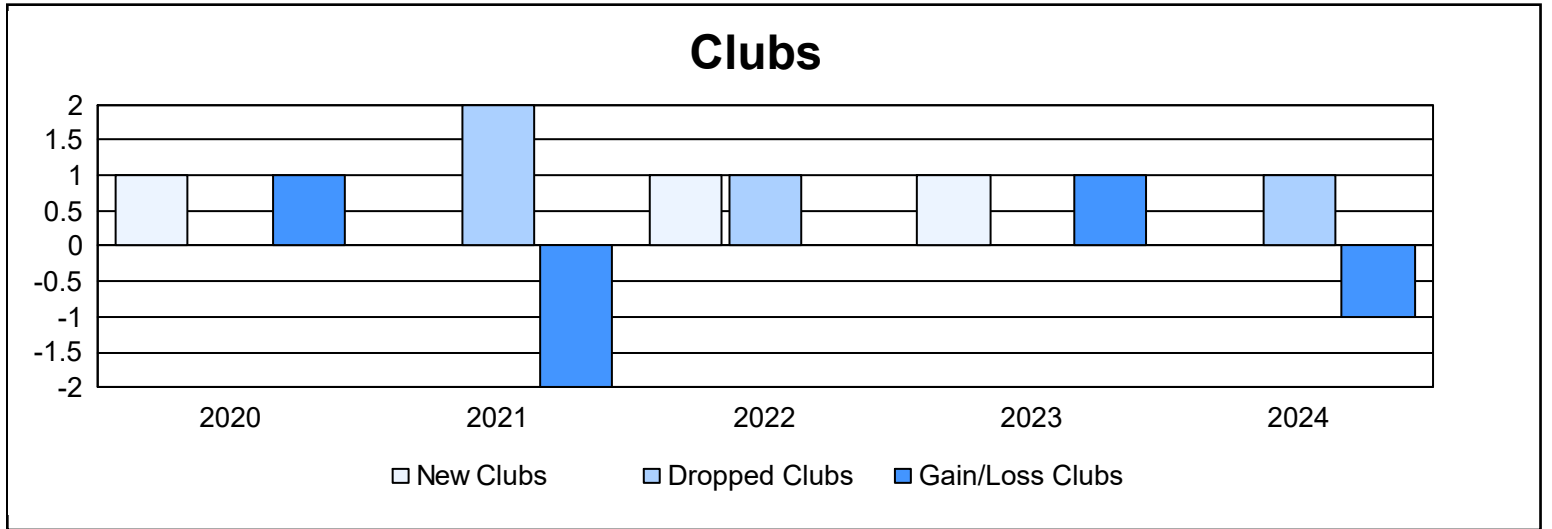
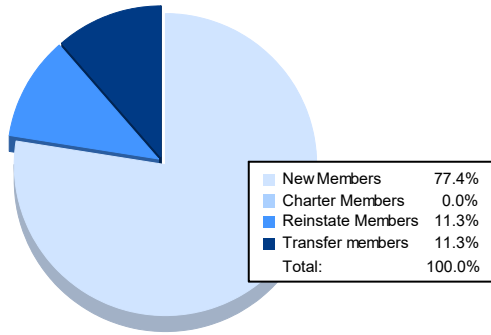


Year	New Clubs	Dropped Clubs	Gain/ Loss Clubs	New Members	Charter Members	Reinstate Members	Transfer Members	Total Member Added	Total Members Dropped	Gain/ Loss Members
2019-2020	1	0	1	144	32	8	11	195	299	-104
2020-2021	0	2	-2	152	5	10	13	180	227	-47
2021-2022	1	1	0	158	32	11	12	213	199	14
2022-2023	1	0	1	133	22	10	13	178	273	-95
2023-2024	0	1	-1	137	0	20	20	177	220	-43
<b>Average</b>	<b>1</b>	<b>1</b>	<b>0</b>	<b>145</b>	<b>18</b>	<b>12</b>	<b>14</b>	<b>189</b>	<b>244</b>	<b>-55</b>



### Membership Composition June 2024 Cumulative



### Gender Composition June 2024 Cumulative

