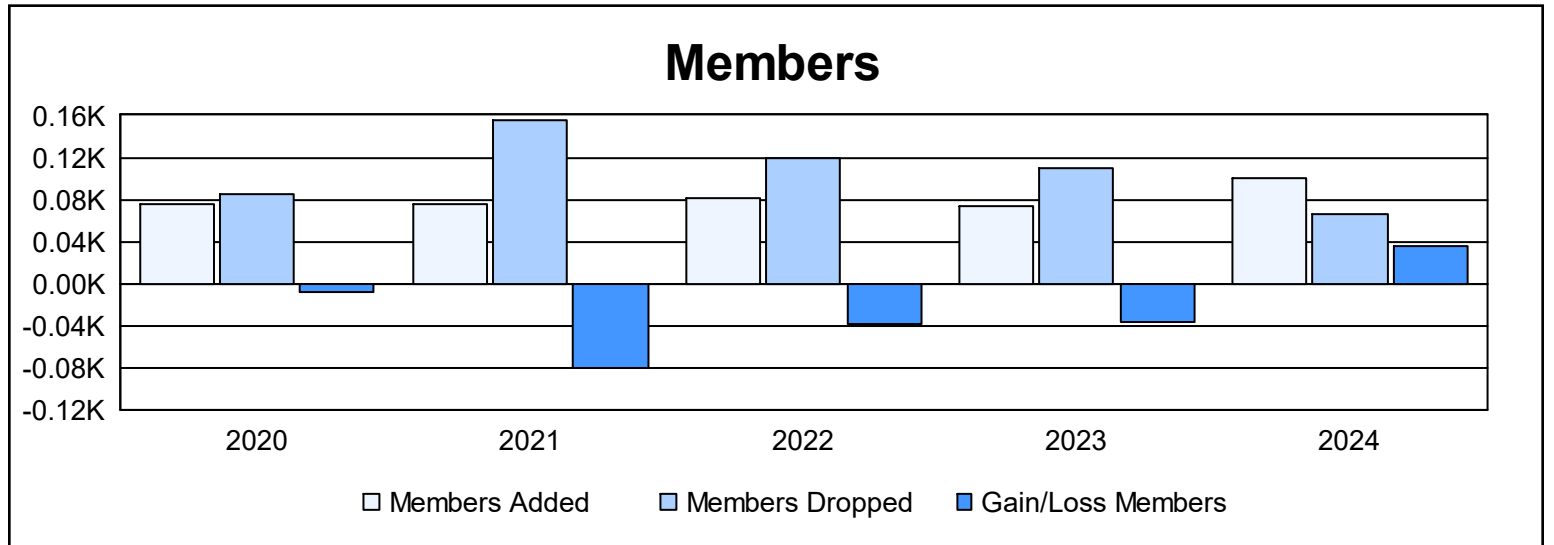
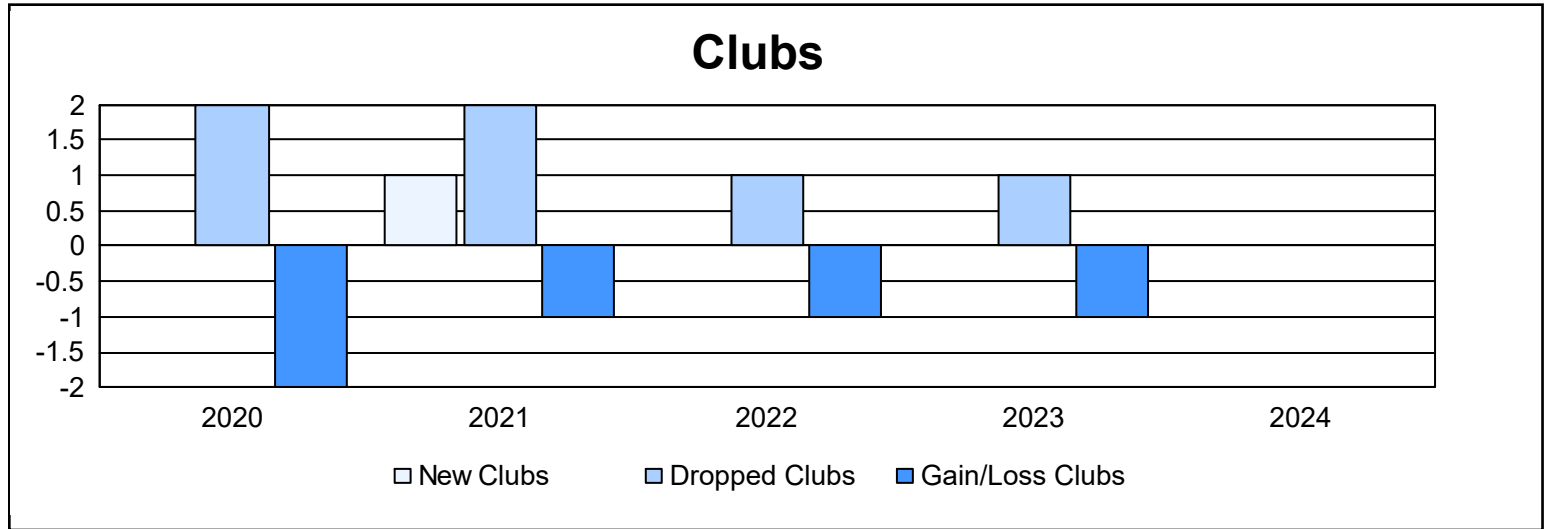
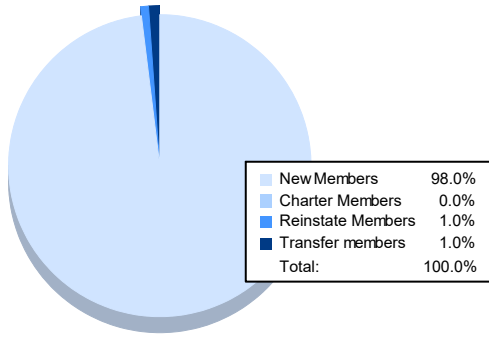


| Year | New Clubs | Dropped Clubs | Gain/ Loss Clubs | New Members | Charter Members | Reinstate Members | Transfer Members | Total Member Added | Total Members Dropped | Gain/ Loss Members |
|----------------|-----------|---------------|------------------|-------------|-----------------|-------------------|------------------|--------------------|-----------------------|--------------------|
| 2019-2020 | 0 | 2 | -2 | 68 | 2 | 2 | 4 | 76 | 85 | -9 |
| 2020-2021 | 1 | 2 | -1 | 45 | 25 | 3 | 2 | 75 | 156 | -81 |
| 2021-2022 | 0 | 1 | -1 | 72 | 1 | 7 | 2 | 82 | 120 | -38 |
| 2022-2023 | 0 | 1 | -1 | 65 | 0 | 5 | 4 | 74 | 110 | -36 |
| 2023-2024 | 0 | 0 | 0 | 98 | 0 | 1 | 1 | 100 | 65 | 35 |
| Average | 0 | 1 | -1 | 70 | 6 | 4 | 3 | 81 | 107 | -26 |



Membership Composition June 2024 Cumulative



Gender Composition June 2024 Cumulative

