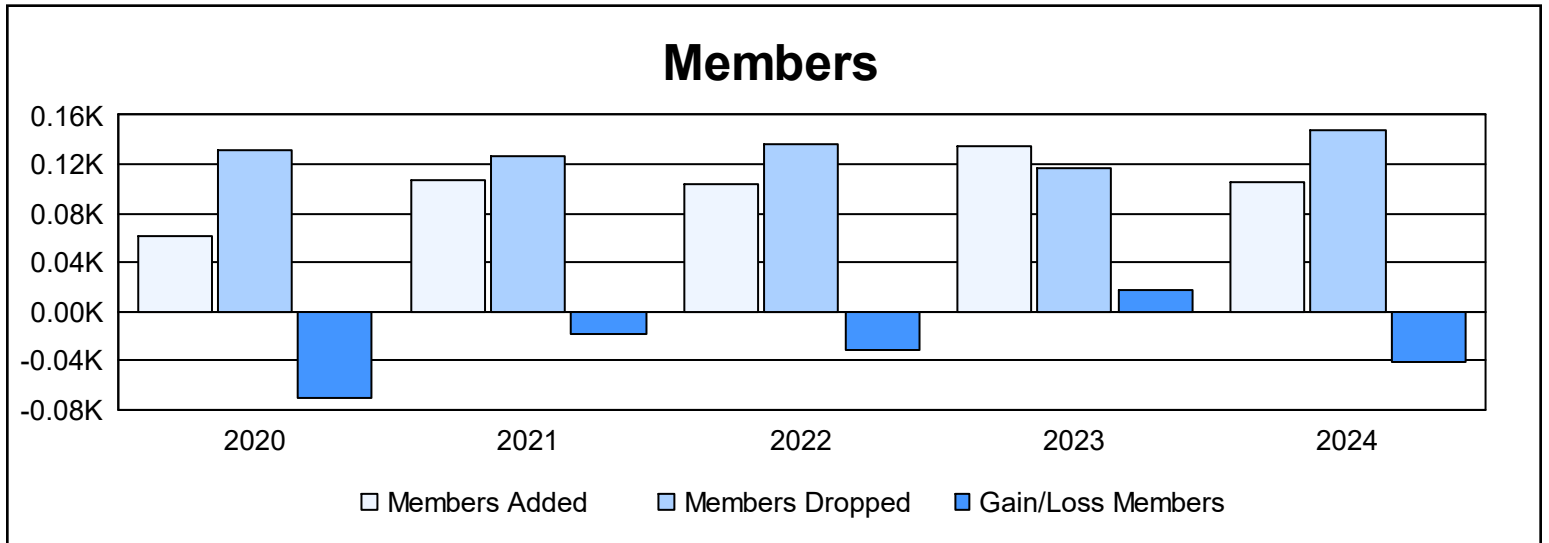
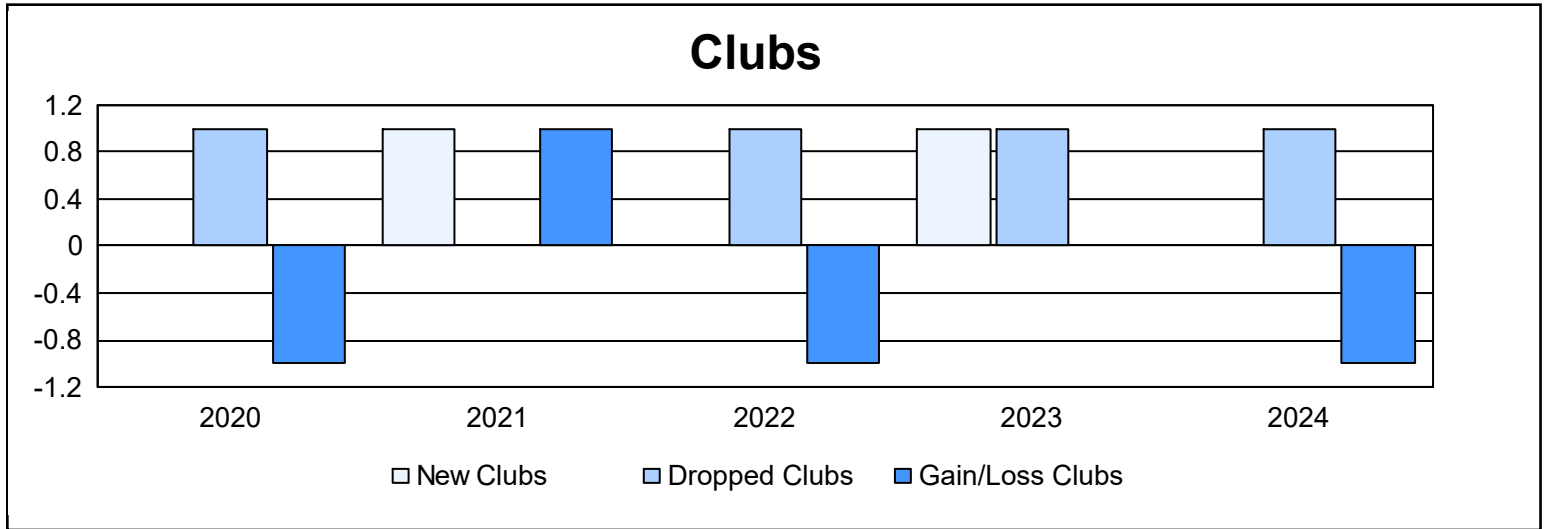
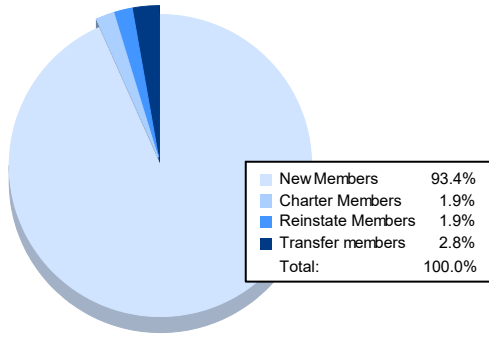


Year	New Clubs	Dropped Clubs	Gain/ Loss Clubs	New Members	Charter Members	Reinstate Members	Transfer Members	Total Member Added	Total Members Dropped	Gain/ Loss Members
2019-2020	0	1	-1	55	0	1	6	62	132	-70
2020-2021	1	0	1	73	28	5	1	107	126	-19
2021-2022	0	1	-1	93	0	4	7	104	136	-32
2022-2023	1	1	0	109	21	2	2	134	117	17
2023-2024	0	1	-1	99	2	2	3	106	148	-42
<b>Average</b>	<b>0</b>	<b>1</b>	<b>0</b>	<b>86</b>	<b>10</b>	<b>3</b>	<b>4</b>	<b>103</b>	<b>132</b>	<b>-29</b>



### Membership Composition June 2024 Cumulative



### Gender Composition June 2024 Cumulative

