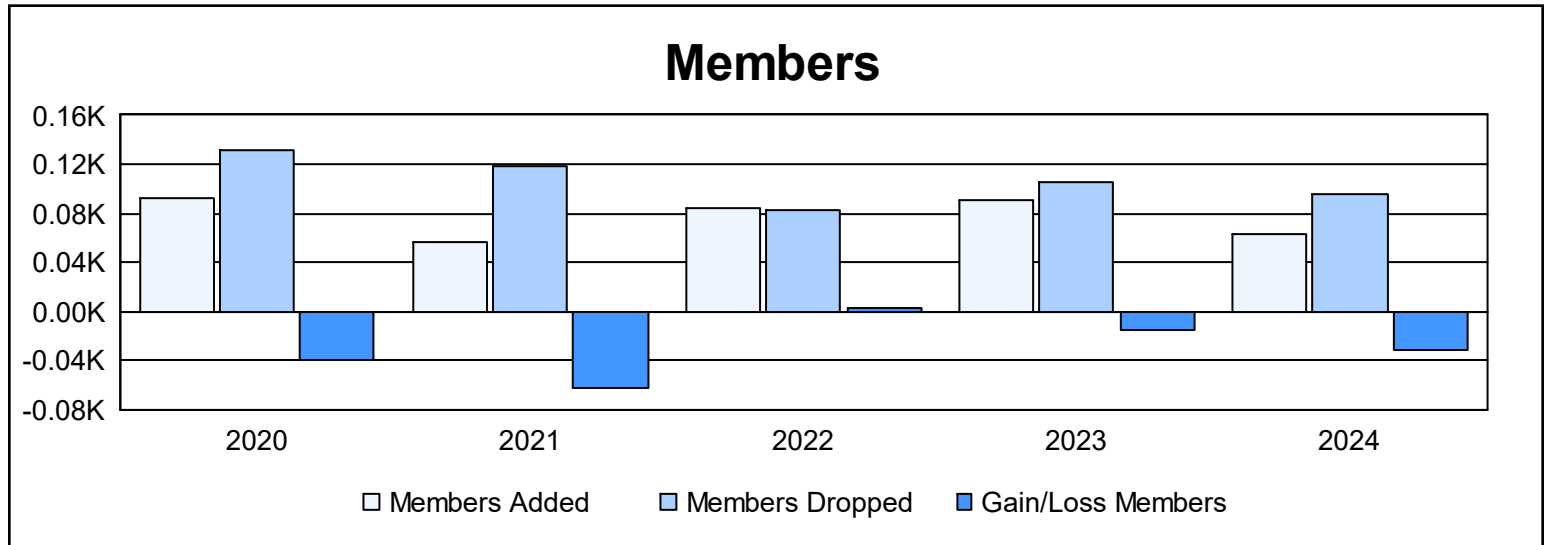
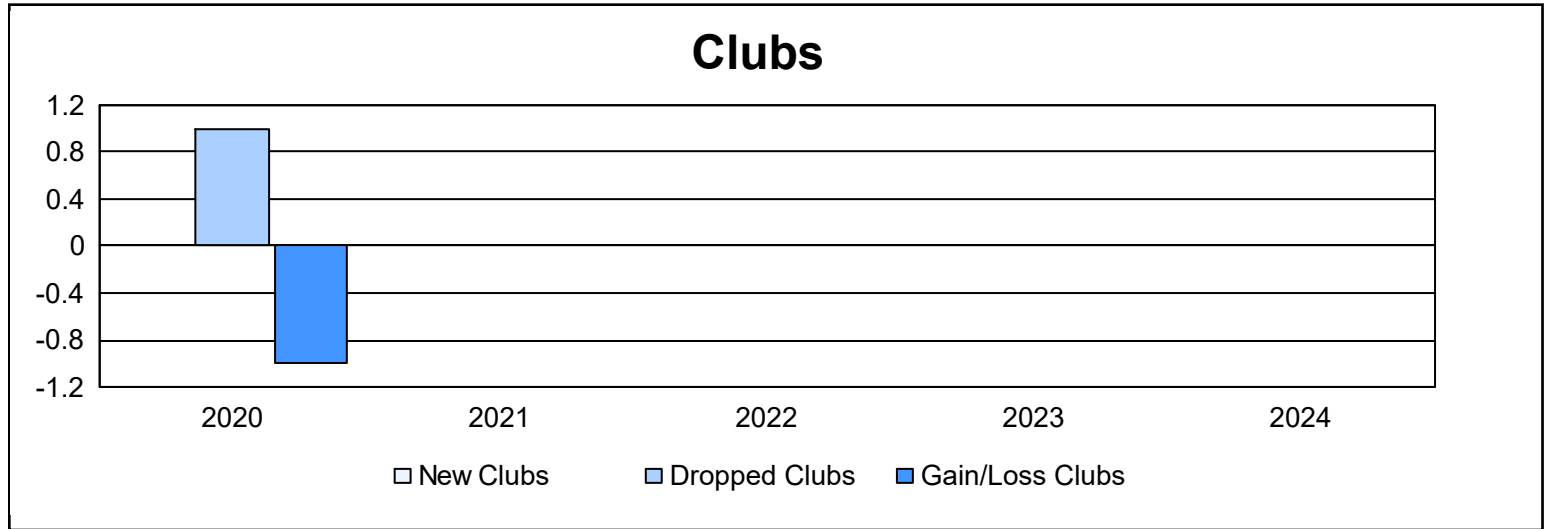
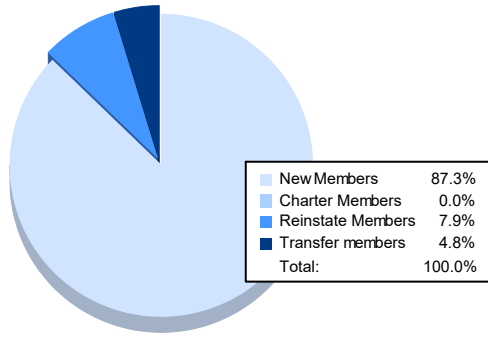


| Year | New Clubs | Dropped Clubs | Gain/ Loss Clubs | New Members | Charter Members | Reinstate Members | Transfer Members | Total Member Added | Total Members Dropped | Gain/ Loss Members |
|----------------|-----------|---------------|------------------|-------------|-----------------|-------------------|------------------|--------------------|-----------------------|--------------------|
| 2019-2020 | 0 | 1 | -1 | 80 | 0 | 8 | 5 | 93 | 132 | -39 |
| 2020-2021 | 0 | 0 | 0 | 50 | 0 | 4 | 2 | 56 | 119 | -63 |
| 2021-2022 | 0 | 0 | 0 | 76 | 0 | 4 | 4 | 84 | 82 | 2 |
| 2022-2023 | 0 | 0 | 0 | 80 | 0 | 5 | 6 | 91 | 106 | -15 |
| 2023-2024 | 0 | 0 | 0 | 55 | 0 | 5 | 3 | 63 | 95 | -32 |
| Average | 0 | 0 | 0 | 68 | 0 | 5 | 4 | 77 | 107 | -29 |



Membership Composition June 2024 Cumulative



Gender Composition June 2024 Cumulative

