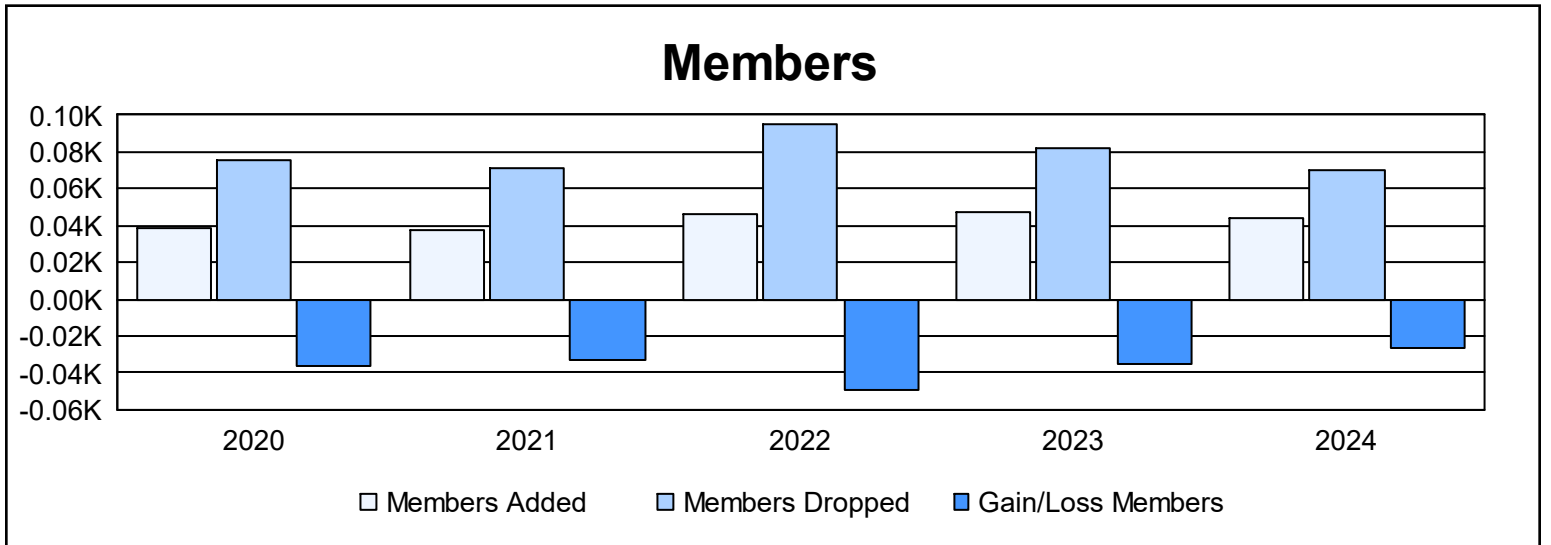
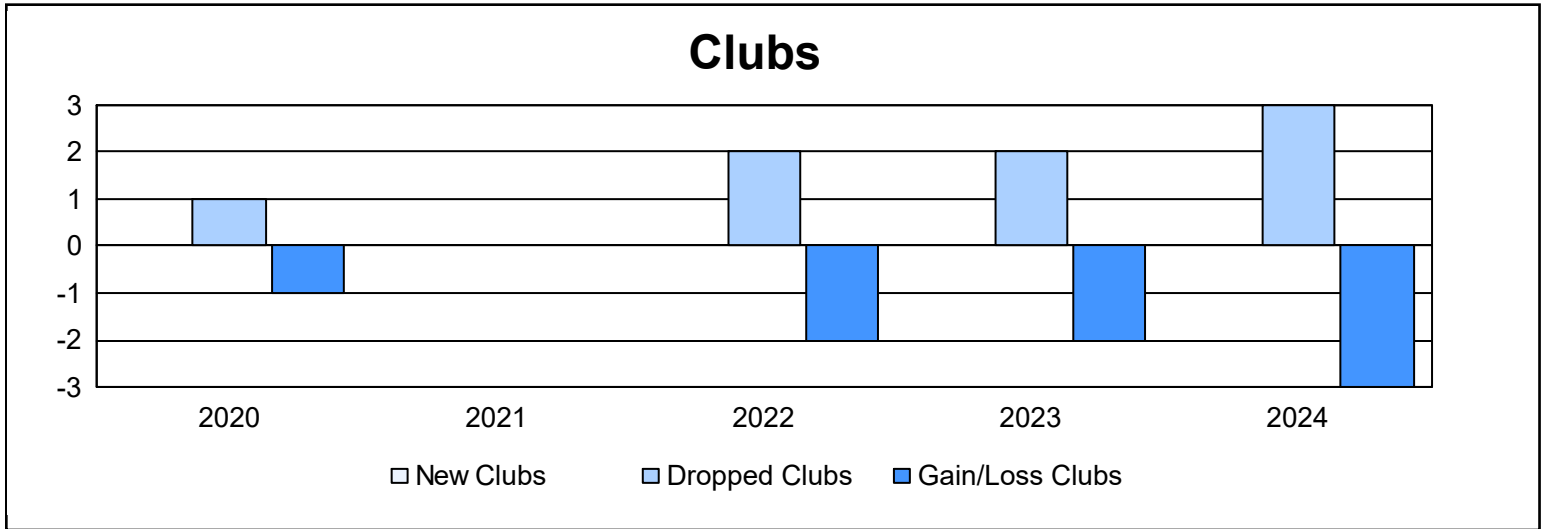
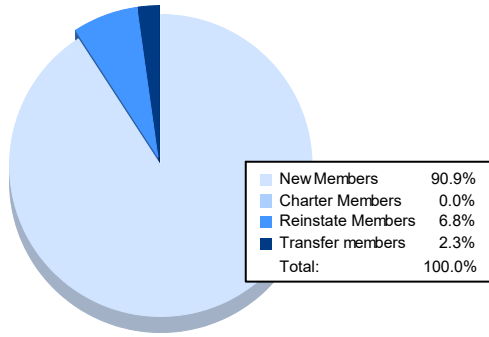


Year	New Clubs	Dropped Clubs	Gain/ Loss Clubs	New Members	Charter Members	Reinstate Members	Transfer Members	Total Member Added	Total Members Dropped	Gain/ Loss Members
2019-2020	0	1	-1	35	1	0	3	39	75	-36
2020-2021	0	0	0	29	2	6	1	38	71	-33
2021-2022	0	2	-2	44	0	0	2	46	95	-49
2022-2023	0	2	-2	34	2	8	3	47	82	-35
2023-2024	0	3	-3	40	0	3	1	44	70	-26
<b>Average</b>	<b>0</b>	<b>2</b>	<b>-2</b>	<b>36</b>	<b>1</b>	<b>3</b>	<b>2</b>	<b>43</b>	<b>79</b>	<b>-36</b>



### Membership Composition June 2024 Cumulative



### Gender Composition June 2024 Cumulative

