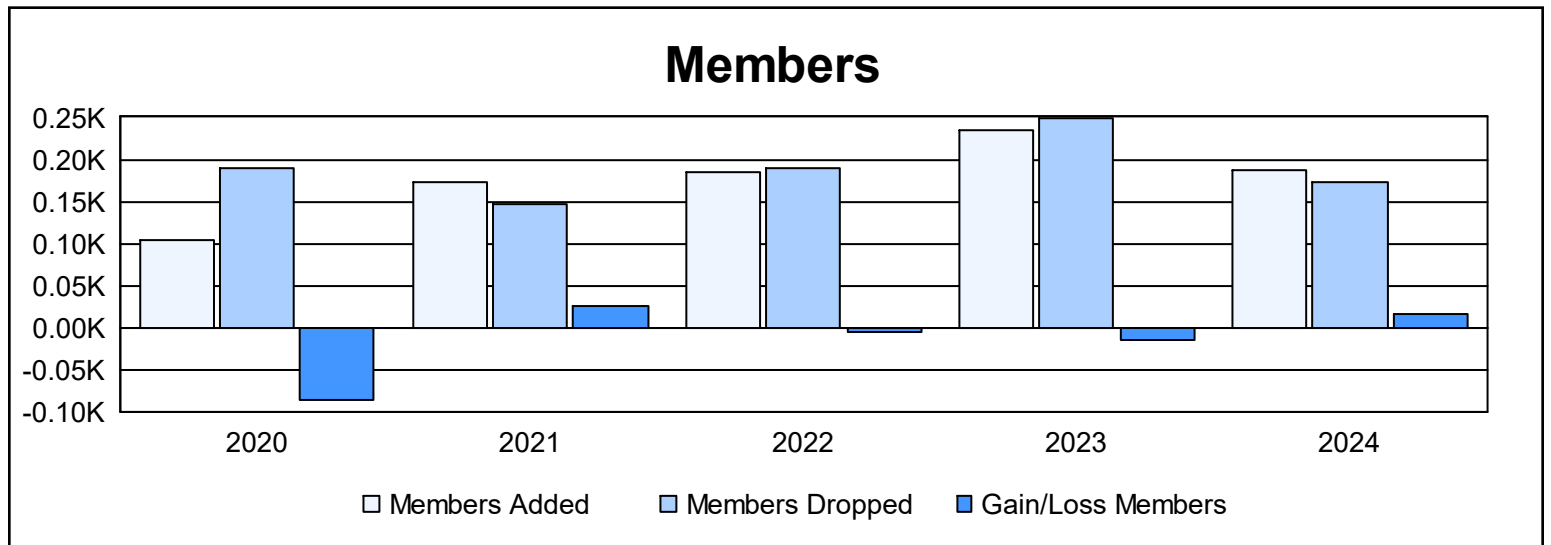
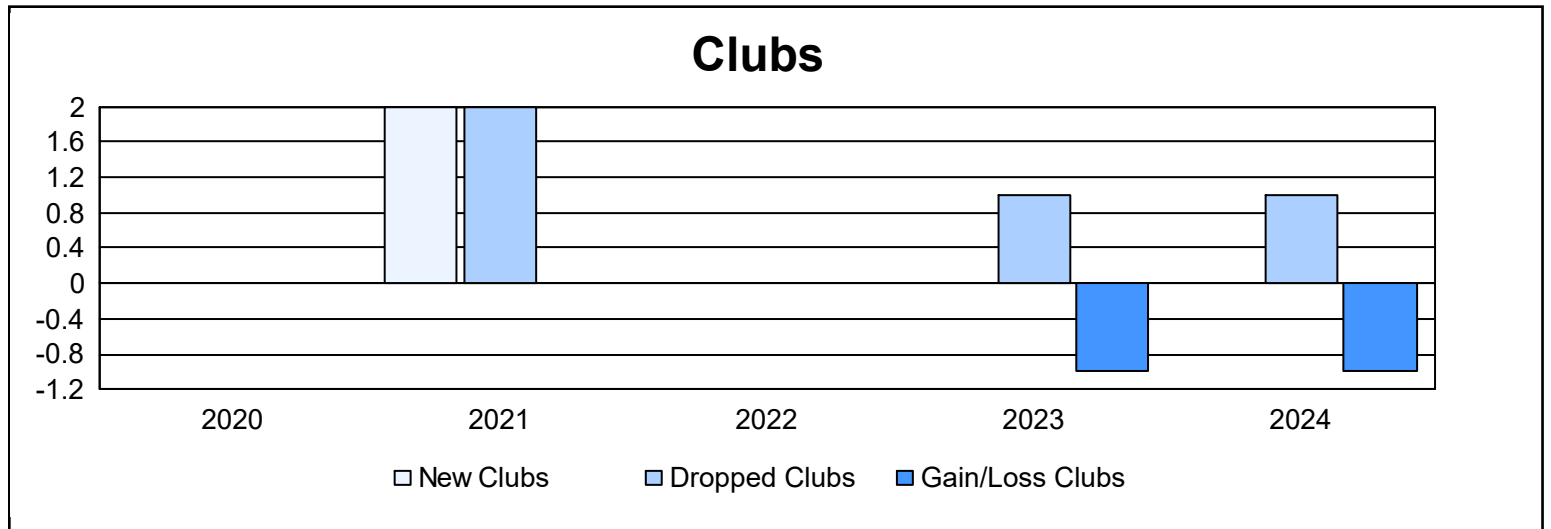
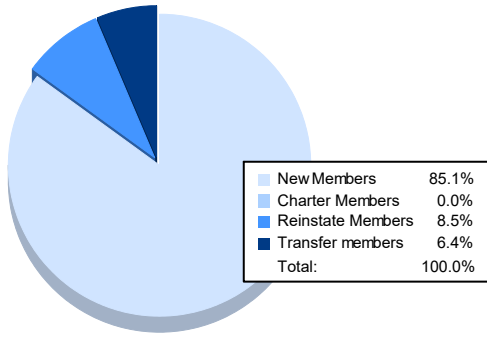


Year	New Clubs	Dropped Clubs	Gain/ Loss Clubs	New Members	Charter Members	Reinstate Members	Transfer Members	Total Member Added	Total Members Dropped	Gain/ Loss Members
2019-2020	0	0	0	89	2	8	6	105	190	-85
2020-2021	2	2	0	86	68	7	12	173	147	26
2021-2022	0	0	0	167	2	6	9	184	190	-6
2022-2023	0	1	-1	208	3	14	10	235	249	-14
2023-2024	0	1	-1	160	0	16	12	188	172	16
<b>Average</b>	<b>0</b>	<b>1</b>	<b>0</b>	<b>142</b>	<b>15</b>	<b>10</b>	<b>10</b>	<b>177</b>	<b>190</b>	<b>-13</b>



### Membership Composition June 2024 Cumulative



### Gender Composition June 2024 Cumulative

