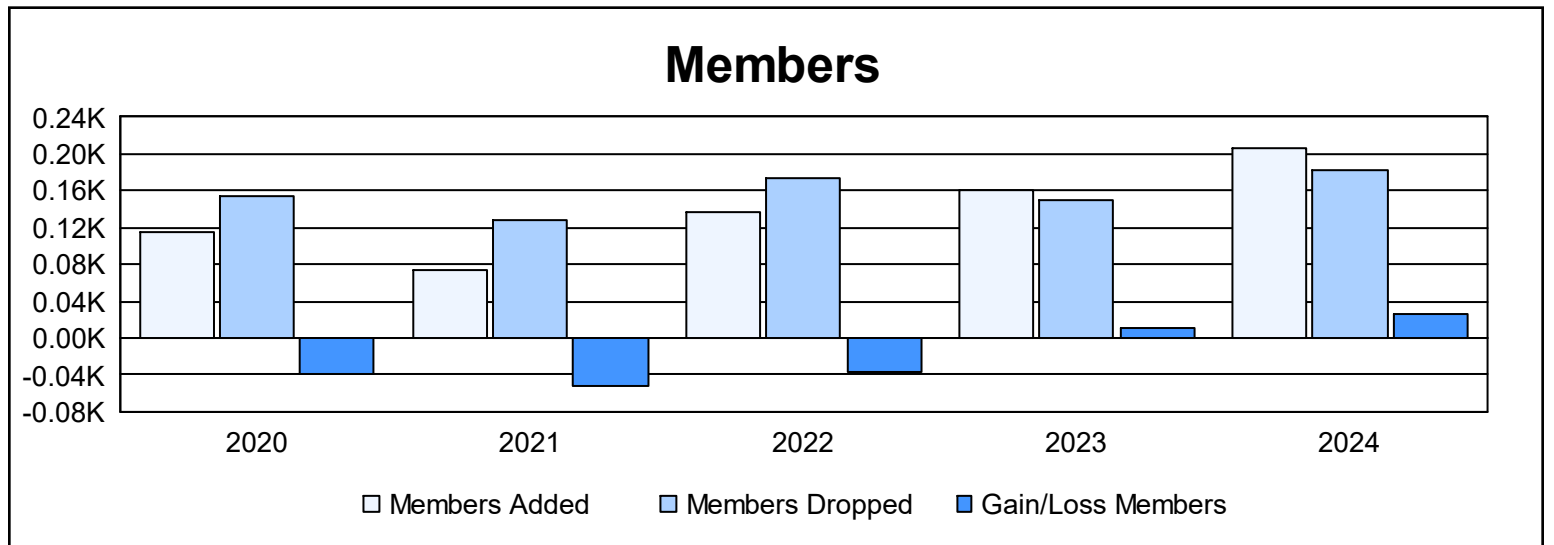
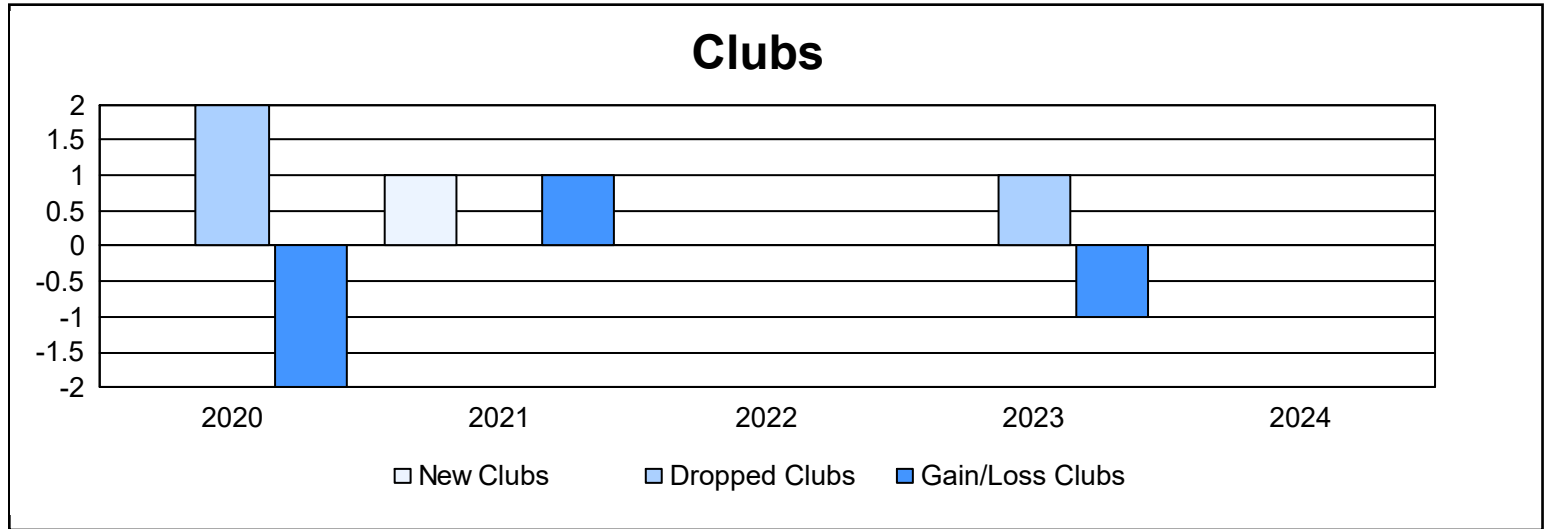
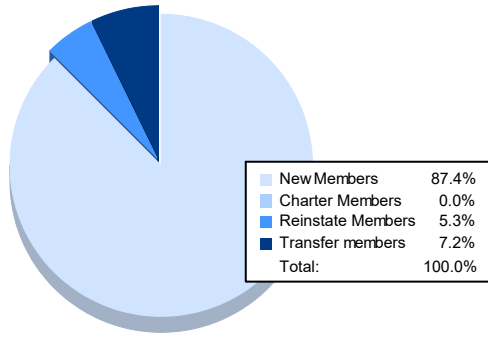


Year	New Clubs	Dropped Clubs	Gain/ Loss Clubs	New Members	Charter Members	Reinstate Members	Transfer Members	Total Member Added	Total Members Dropped	Gain/ Loss Members
2019-2020	0	2	-2	94	1	9	11	115	154	-39
2020-2021	1	0	1	47	21	3	3	74	127	-53
2021-2022	0	0	0	115	0	7	15	137	173	-36
2022-2023	0	1	-1	139	1	9	11	160	150	10
2023-2024	0	0	0	181	0	11	15	207	182	25
<b>Average</b>	<b>0</b>	<b>1</b>	<b>0</b>	<b>115</b>	<b>5</b>	<b>8</b>	<b>11</b>	<b>139</b>	<b>157</b>	<b>-19</b>



### Membership Composition June 2024 Cumulative



### Gender Composition June 2024 Cumulative

