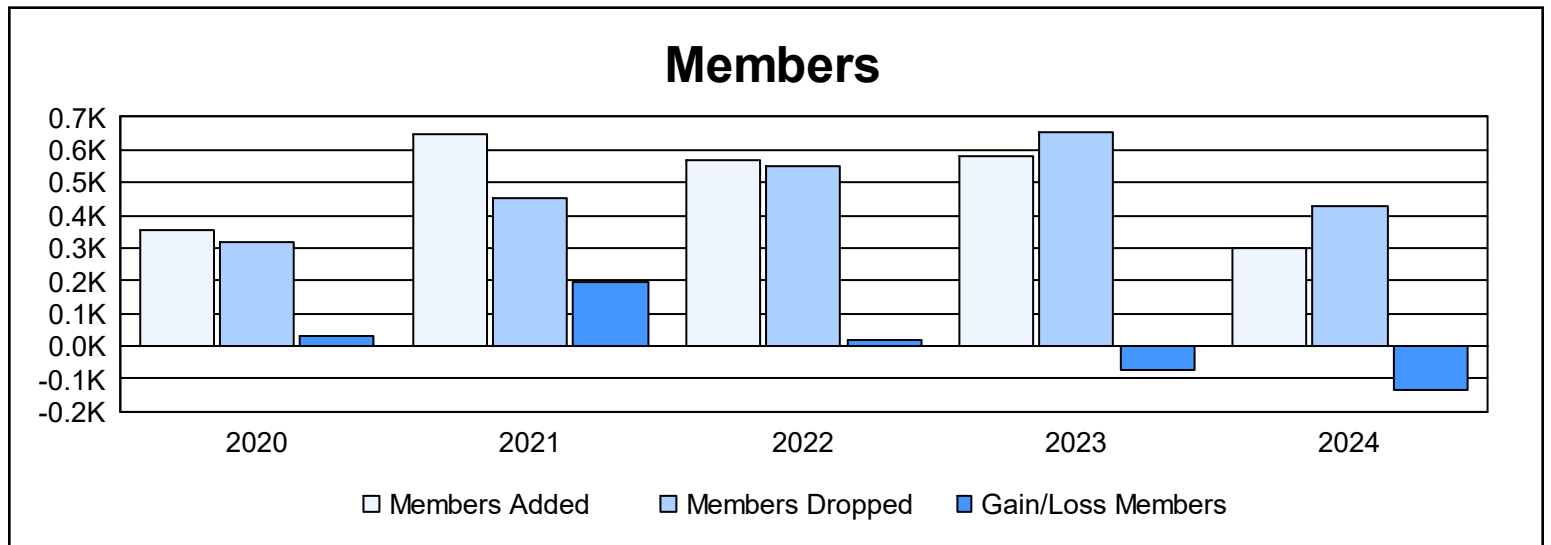
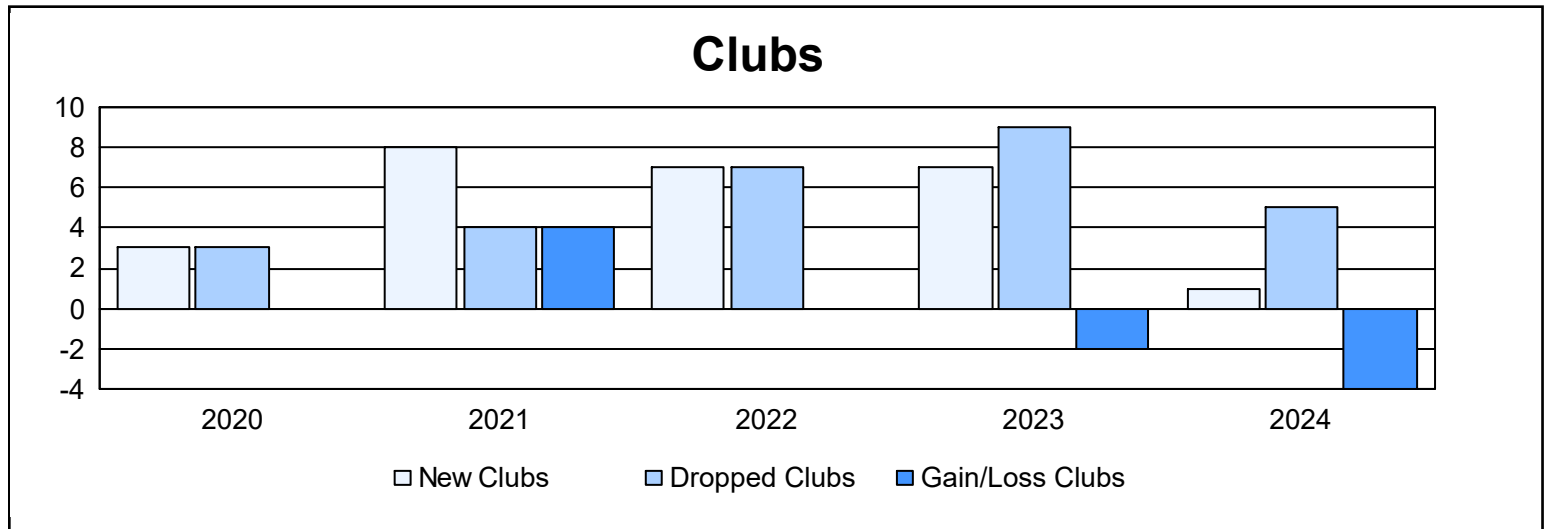
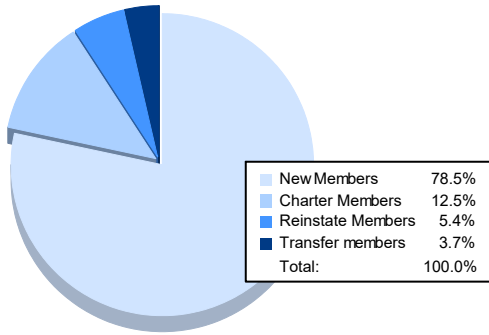


Year	New Clubs	Dropped Clubs	Gain/ Loss Clubs	New Members	Charter Members	Reinstate Members	Transfer Members	Total Member Added	Total Members Dropped	Gain/ Loss Members
2019-2020	3	3	0	132	162	28	30	352	321	31
2020-2021	8	4	4	321	275	40	12	648	453	195
2021-2022	7	7	0	278	221	34	34	567	548	19
2022-2023	7	9	-2	236	287	29	31	583	654	-71
2023-2024	1	5	-4	233	37	16	11	297	429	-132
<b>Average</b>	<b>5</b>	<b>6</b>	<b>0</b>	<b>240</b>	<b>196</b>	<b>29</b>	<b>24</b>	<b>489</b>	<b>481</b>	<b>8</b>



### Membership Composition June 2024 Cumulative



### Gender Composition June 2024 Cumulative

