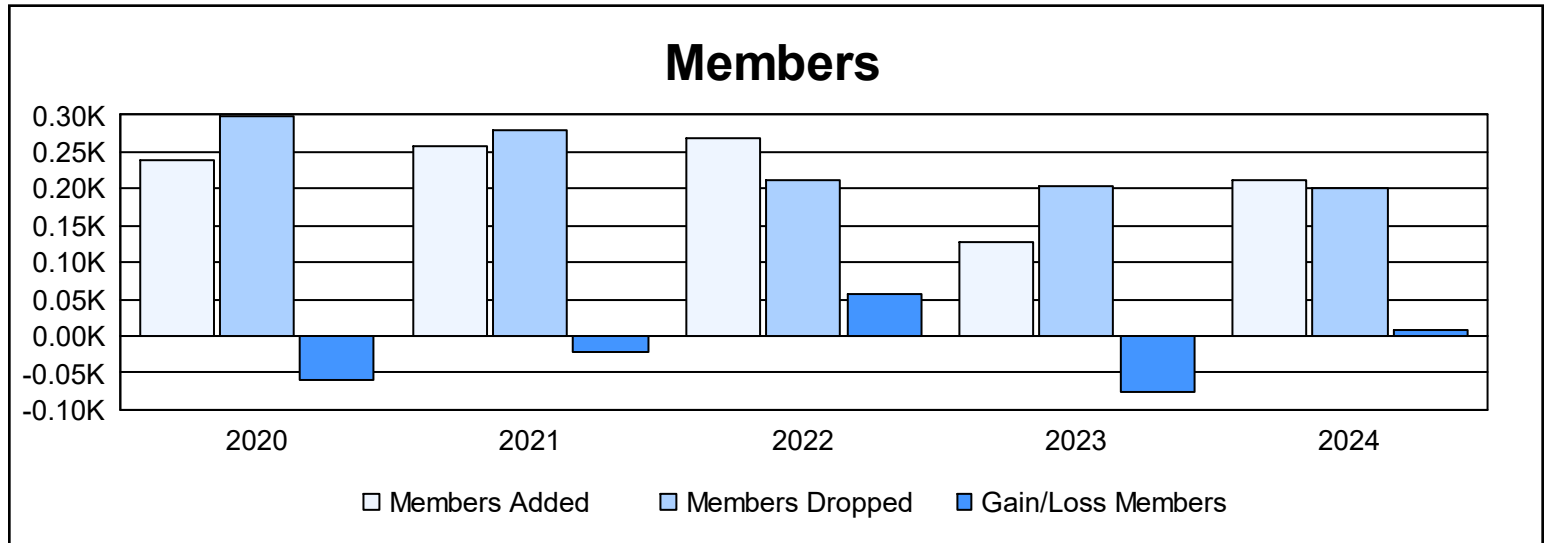
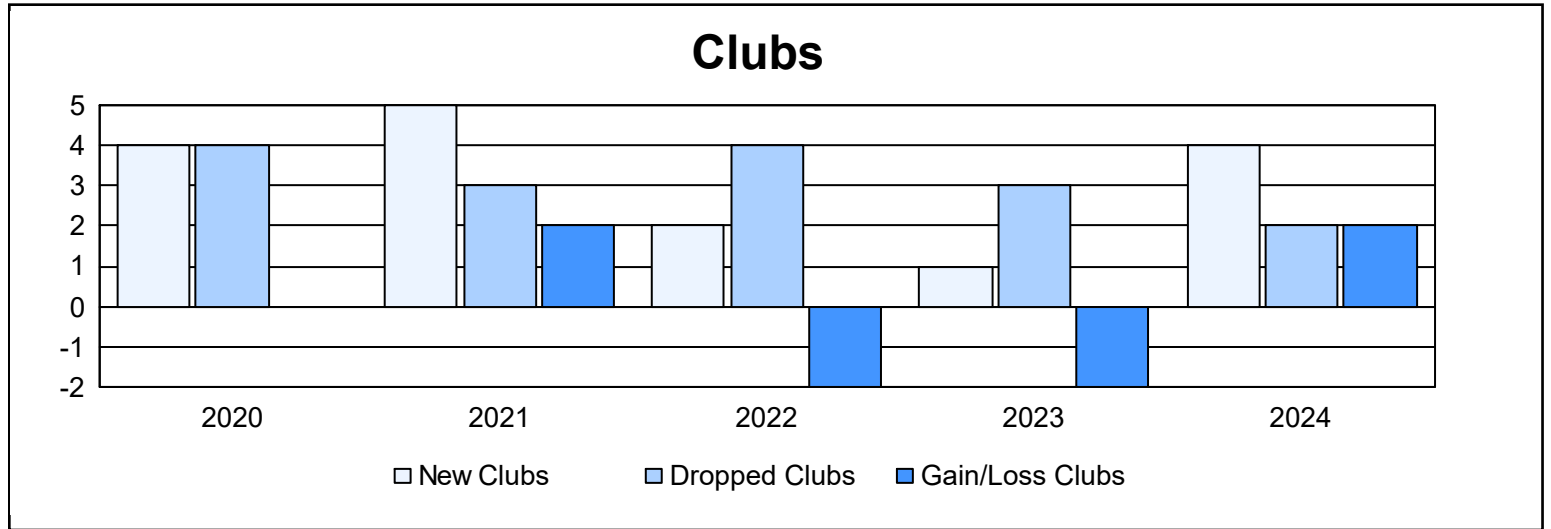
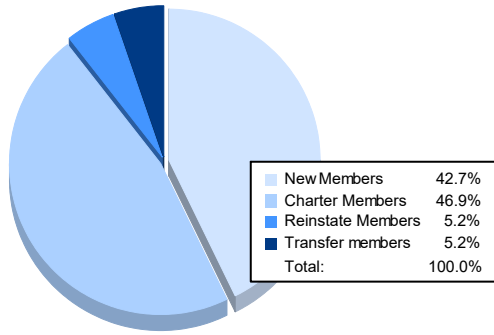


| Year | New Clubs | Dropped Clubs | Gain/ Loss Clubs | New Members | Charter Members | Reinstate Members | Transfer Members | Total Member Added | Total Members Dropped | Gain/ Loss Members |
|----------------|-----------|---------------|------------------|-------------|-----------------|-------------------|------------------|--------------------|-----------------------|--------------------|
| 2019-2020 | 4 | 4 | 0 | 77 | 93 | 56 | 12 | 238 | 298 | -60 |
| 2020-2021 | 5 | 3 | 2 | 107 | 116 | 24 | 10 | 257 | 279 | -22 |
| 2021-2022 | 2 | 4 | -2 | 157 | 82 | 23 | 8 | 270 | 213 | 57 |
| 2022-2023 | 1 | 3 | -2 | 98 | 23 | 3 | 3 | 127 | 204 | -77 |
| 2023-2024 | 4 | 2 | 2 | 90 | 99 | 11 | 11 | 211 | 202 | 9 |
| Average | 3 | 3 | 0 | 106 | 83 | 23 | 9 | 221 | 239 | -19 |



Membership Composition June 2024 Cumulative



Gender Composition June 2024 Cumulative

